

Lakeshore Living

IDEAS AND INSPIRATION FOR YOUR LAKE GENEVA HOME

A Home With a View

*Sleek Sophistication Meets
Family-Friendly Renovation*

NEW!
Transformation
*From Cramped
Kitchen to
Bright Beauty*



**Meet Three
Remarkable
Women-Owned
Businesses**

**What to Seek
(and Skip)
in Smart
Home Tech**

Style
**Meet Your Color
Must-Haves**
(See Page 19!)

PREPARE TO BE WOWED

We See Your Home in a Whole New Light—and You Will Too



LOWELL
— CUSTOM HOMES —

Photo by Shanna Wolf | Interior Design by Judy Bethel | Cabinets by *shiloh*.

401 Geneva National Ave. S, Lake Geneva, WI | www.lowellcustomhomes.com | 262.245.9030



BUILDING MEMORIES YOU CAN COME HOME TO



YOU BOUGHT THE HOUSE
FOR THE VIEW.
LET IT IN.

Marvin windows and doors elevate every space to enhance the lives within. Made-to-order, with innovative design and industry-leading energy efficiency. For generations, we've honed our craft to create products you will enjoy for years to come.

FIND INSPIRATION AT YOUR LOCAL, INDEPENDENT MARVIN DEALER TODAY.

VISIT [DISCOVERMARVIN.COM](https://www.discovermarvin.com)



40



48



54

features

40

From Classic to Custom

How one family put their own stamp on a Geneva Lake home with personalized touches.

48

Easy Elegance on the Water

A 30-year dream is realized when a couple finds and finishes their Geneva Lake waterside paradise.

54

A Home With a View

A family-friendly renovation resulted in the lake cottage of one family's dreams.

60

An Enchanted Escape

A vacation home on Geneva Lake holds the keys to the castle for one family.

departments

6 From the Editor
How travel influences our work.

DESIGN

9 The Edit | Pick Your Outdoor Style
Indoor living moves outdoors with these fun design details.

12 Inspired Interior | Very Versatile
Layering in neutrals in fabrics, paint and more creates an elegant and timeless feel.

16 NEW! Transformation | Small Tweaks, Big Improvement
A midcentury-influenced kitchen gets a subtle, yet stunning, makeover.

THE LOOK

19 Style | Neutral Territory
Shades of white, blush and olive make a quiet, yet stylish, statement this spring.

22 Trending
Meet an inspiring Madison maker, and where to shop now.

24 Stylemaker
Haberdapper's Genna and Stephen Monticello talk about owning a business and men's style.

AT HOME

26 Gatherings | Party Like the Pros
Expert tips on how to throw a stress-free shindig.

31 Lifestyle | Bringing the Outdoors Inside
Creating a backyard oasis with comfortable finishes, functionality and style.

34 The Workbook | Blending Form and Function in a Well-Designed Home
Make these tweaks to your home's interior for subtle, stylish results.

36 Technology | What to Seek (and Skip) in Smart Home Technology
The latest in what's new, what's outdated and what to forgo.

66 Last Look
Revisiting some Lake Geneva history.

NO-PRESSURE - GENTLE

SOFT WASH CLEANING SOLUTIONS

Delivering results 4-5X more effective
than pressure washing!



"Way beyond what was
promised ...
House Shampoo
is an exceptional
company..."
M. Rambuski,
Woodstock, IL

"Cedar shake roof looks
great, as does the rest of
the house. Pleased to be
used as a reference."
Dr. Navabi, Barrington, IL

These guys are unbelievable!
We went with the "full
monty". The work was
spectacular - wow!
G. Storandt,
Lauderdale Lakes, WI



**Algae & lichen
infestation**



Restored

**DRASTIC SAME
DAY RESULTS!**

**If it needs cleaning,
House Shampoo has THE solution!**

We just could not be happier! Our
cedar roof, stonework and patio's ...
everything was cleaned to perfection.

We have told at least a dozen
friends and can't wait to work
with them again.

Dr. Michael & Ruth Ramsey,
Lake Geneva, WI

House looks amazing again!
The roof looks perfect and our
stone walkway looks cleaner
than when it was installed.
D. Wickstrom, N. Barrington, IL

Our backyard hasn't looked
so good since we put
everything in. The results were
unbelievable and I could not be
happier. If I could give you more
than 5 stars I would!
B. Cutler, Long Grove, IL



ALGAE, LICHEN, MOSS, MOLD, MILDEW IS A LIVE AND GROWING PROBLEM



ROOFING - CEDAR - ASPHALT - SLATE - CLAY TILE - COMPOSITE ...

SIDING - VINYL - HARDY PLANK - DRYVIT - STUCCO - ALUMINUM ...

HARDSCAPES - PAVERS - SANDING - SEALING - BLUESTONE - LIMESTONE - BRICK - CONCRETE ...

OTHER - DECKS - BALUSTERS - FENCING - DOCKS - FURNITURE - AWNINGS - FOUNTAINS - MONUMENTS ...

(815) 585-4745
HOUSESHAMPOO.COM

SERVING THE GREATER NW CHICAGO, IL & LAKE GENEVA, WI AREAS



Travel Takeaways

For me, travel is refreshing in so many ways. I love visiting new places and gleaning inspiration from the sights and sounds that surround me. (And it sure helps to take a break from our cold winters for a bit!). Another thing I always seek out during travel is eating a meal, taking a walk or enjoying the sights along a body of water—whether it's on an ocean or a lake. For me, water is hugely soothing and one of my favorite scenic spots.

Luckily, the best season to be on the lakes is here, so no travel is required. Boat rides and lazy days in the water, here we come! And in this edition, we're bringing you more ways you can enjoy your home—in and out of the water. Like Kristine Hansen's "Party Like the Pros" piece on page 26 which is full of expert advice for prepping for all of your summer soirées. Photographer and stylist extraordinaire Shanna Wolf conceptualized our "Pick Your Outdoor Style" spread with five(!) different themes with cool backyard and patio accessories that'll step up your outside style game. See all of her picks on page 9.

And if you love room makeovers, you'll appreciate our brand-new Transformation feature on page 16, where we showcase a fabulous before-and-after project. Our inaugural feature kicks off with a light and bright kitchen makeover.

And if you want to tour more gorgeous lakefront homes—we've got that covered, too. Check out a European-inspired residence; a custom-built dream house; a skillfully-updated weekend getaway; and our cover story, a family-friendly lake home renovation that's beautifully appointed.

Thank you for reading! If there's ever a topic you're interested in seeing in our pages, don't hesitate to drop me a note. And if you or someone you know has a home that would be great to feature within our pages, please email me at Shayna@ntmediagroup.com.

Enjoy the lake!

Shayna Mace, Editorial Director
[@shaynamace](https://www.instagram.com/shaynamace)

WILLIAM NELSON ART



Setting the Course


**THIS PAINTING & PRINT AVAILABLE AT
THE CORNERSTONE SHOP & GALLERY**

214 BROAD STREET | LAKE GENEVA
262.248.6988

MEET & GREET:

VISIT THE CORNERSTONE SHOP & GALLERY
JULY 6, 2019 12:00–4:00
TO GET YOUR PRINTS PERSONALIZED
BY WILLIAM NELSON

William Nelson • 847-394-8325 • williamnelsonart@gmail.com • commissions accepted



TREE HOUSE WITH A VIEW

What are you searching for?
Find it with @properties.

@properties®

WISCONSIN



1532 Fairway Ln., Elkhorn, WI
Phone: (262) 723-7020
tstepp@budgetblinds.com



www.budgetblinds.com

PUBLISHER & EDITORIAL

PUBLISHER

Barbara Krause
bak@ntmediagroup.com

VICE PRESIDENT OF PUBLICATIONS

Becky Peck
bpeck@ntmediagroup.com

EDITORIAL DIRECTOR

Shayna Mace
shayna@ntmediagroup.com

ART DIRECTOR

Kayla Collins
kjc@ntmediagroup.com

GRAPHIC DESIGN

Kayla Ermer
kerm@ntmediagroup.com

Chris Livieri

chris@ntmediagroup.com

SALES

ADVERTISING ACCOUNT MANAGER

Deann Hausner
deann@ntmediagroup.com
262-903-9000

Dena Frisch

dena@ntmediagroup.com
608-220-2120

ADVERTISING COORDINATOR

Julie Schiller
julie@ntmediagroup.com

ACCOUNTING

Danielle Stachowski
dms@ntmediagroup.com

Lakeshore Living magazine is a publication of
Nei-Turner Media Group, Inc. Gary E. Nei, Chairman;
William Turner, President, Barbara Krause, Publisher.
400 Broad St., Lake Geneva, WI 53147.

Complimentary copies of Lakeshore Living are available at
advertiser locations and select businesses. To order a copy by mail,
send \$6 to the address below, or call 262-729-4471.

To receive email updates about Lakeshore Living magazine, send
your email address to krouse@ntmediagroup.com.

Lakeshore Living magazine is published twice yearly by Nei-Turner
Media Group, Inc., 400 Broad St., Unit D, Lake Geneva, WI 53147.

COMMENTS? We welcome your inquiries.
Email us at shayna@ntmediagroup.com.

FOR ADVERTISING rates and information,
call 262-729-4471, ext. 104, or deann@ntmediagroup.com.

Visit our website at lakeshoreliving.com.

No portion of this magazine may be reproduced without prior
written permission by the publisher. ©2019 Nei-Turner Media Group,
Inc. All rights reserved. Prepress services and printing by
LSC Communications, Pontiac, IL.

Unsolicited material must be accompanied by return postage.
Lakeshore Living magazine assumes no liability for damage or loss.

NEI-TURNER MEDIA GROUP



Pivot

The StruXure Pivot, formally the
Arcadia Louvered Roof System
has been improved and perfected
since its inception in 2011. Its
award-winning pivot design gives
a full 170° range of motion to
provide a cool oasis, regardless
of the sun's position. Now
available with Somfy integration,
the Pivot can intuitively control
the effects of the weather to
enhance your outdoor lifestyle.

CLOSED

When closed, the patented louver design interlocks, providing a solid shelter from rain. Water is pitched into the system's 360° integrated gutter.

ANGLED IN

Shaded space provides protection from the harmful effects of the sun. The Pivot provides SPF protection and allows you to spend more time outdoors without added sun exposure.

OPENED

Allow maximum light into your space with the louvers fully opened. Minimizes resistance and uplift in high winds.

ANGLED OUT

Angled louvers provide cool shade and air flow without blocking your blue sky view.

STRUXURE™



Pick Your Outdoor Style

Indoor living moves outdoors with these fun design details.

Styling and photography by Shanna Wolf



This chair is made from 95% recycled material!

Coastal Chic

We've got the blues—in a good way—with these ocean-inspired picks.

(Clockwise from top left) Villa by Classic Homes Cielo Pacific outdoor pillows, both \$76, **Brick & Mortar Home and Outdoor**; Mad Mats 4x6 stripe outdoor rug, \$50, **Pesche's Greenhouse, Floral Design and Gift Gallery**; fish melamine salad plate, \$8, and crystal blue agate melamine dinner plate, \$14, both from **Brick & Mortar Home and Outdoor**; Thomas Fuchs Creative melamine dinnerware plate, \$60 (includes place settings for four), **bedbathandbeyond.com**; rattan lantern, \$79, **Brick & Mortar Home and Outdoor**; Annie Selke striped outdoor pouf, \$206, **Cornerstone Shop & Gallery**; Mayhew Adirondack chair, \$369, **Brick & Mortar Home and Outdoor**; and Telescope Casual Furniture aluminum market umbrella with auto-down and base, price upon request, **Cornerstone Shop & Gallery** (image courtesy of Telescope Casual Furniture).



Beautiful Bohemian

(Clockwise from top left) Mad Mats recycled plastic 4x6 Turkish outdoor rug, \$50, **Pesche's Greenhouse, Floral Design and Gift Gallery**; indie floral melamine dinner plate, \$10, **Brick & Mortar Home and Outdoor**; metal faceted glass lantern, \$119, and Sunbrella indigo tile outdoor pillow, \$65, both from **worldmarket.com**; Liora Manne ombre thread outdoor pillow, \$52, **Brick & Mortar Home and Outdoor**; and Octavia faceted outdoor stool, \$70, **worldmarket.com**.



Modern Minimalist

(Clockwise from top left) Girona gray strap outdoor chair, \$340 (set of 2), and black metal wire lantern, \$30, **worldmarket.com**; marble melamine dinner plate, \$15, **Brick & Mortar Home and Outdoor**; Mad Mats 4x6 Scotch outdoor rug, \$50, **Pesche's Greenhouse, Floral Design and Gift Gallery**; faux cement outdoor accent table, \$130, and oversized striped outdoor lumbar pillow, \$30, both from **worldmarket.com**.



Natural Intuition

(Clockwise from top left) Climaweave crane outdoor pillow, \$30, **Pesche's Greenhouse, Floral Design and Gift Gallery**; limestone melamine dinner plate, \$15, **Brick & Mortar Home and Outdoor**; Polywood Presidential Aruba rocker, \$257, **Home Depot**; metal log holder, \$55, and Surreal Oak planter, \$40, both from **Pesche's Greenhouse, Floral Design and Gift Gallery**; and Bryson Round Drum, \$149, **Brick & Mortar Home and Outdoor**.



Tropical Treasures

(Clockwise from top left) Black bamboo lantern, \$40, **worldmarket.com**; Mad Mats 4x6 palm outdoor rug, \$50, **Pesche's Greenhouse, Floral Design and Gift Gallery**; Sunbrella palm leaf outdoor pillow, \$65, and Santiago fruit outdoor pillow, \$25, both from **worldmarket.com**; braided natural pouf, \$260, **Brick & Mortar Home and Outdoor**; and Fitz and Floyd Tropical Fun melamine salad and dinner plates, \$4.99 & \$7.99, **bedbathbeyond.com**.



*Also... Check out
our new service!*

LUXURY HOME COACH

A DIVISION OF THE DESIGN COACH, LLC



Who are we?

The Design Coach, LLC is a full-service interior design, decorative contracting and creative services company with studios in Harvard, IL and Lake Geneva, WI. We are a design firm featuring a unique combination of services and expertise few firms possess. We design, create and install one-of-a-kind environments and signature elements for residential and commercial projects. The national scope of our valued clientele includes homeowners, architects, builders and other design professionals in search of the ideas, inspiration and information to take interiors to the next level. As one of the design industry's leading creative think tanks, we connect our clients with the limitless artistic applications that make the difference in their designs.

*To discuss a
potential project
or for general
inquiries,
contact us!*

HELLO@THEDESIGNCOACH.COM
815.770.0003
WWW.THEDESIGNCOACH.COM
300 W. FRONT ST. | SUITE 203 A & B
HARVARD, IL 60033

What do we do?

INTERIOR DESIGN/BUILD:

Custom architectural plan reviews: Electrical/lighting, space planning and preliminary materials selections.

Final materials coordination and selection for new construction homes and remodeling projects of all sizes.

Complete kitchen and bath design.

Color scheme development.

Specialty design: Residential bars, home theaters, wine cellars and other entertainment environments.

Interior finishing packages for trim work, doors, cabinetry, tile and flooring.

FINISHING/DECORATION:

Design in support of landscaping and exterior environments.

Customized makeover strategies for existing spaces.

Advice related to maximizing your existing decoration.

Custom furniture selections from nationally-recognized industry and online resources.

Textile and color packages for window treatments, accent pillows, area rugs and more.

Art consultation, family archiving, custom framing and accessories placement.

Space planning, flow and function for both interior and exterior environments.

CHICAGO, IL NAPLES, FL LAKE GENEVA, WI

WWW.THEDESIGNCOACH.COM



Very Versatile

Layering neutrals through fabrics, paint and furniture creates an elegant and timeless feel to any room. Designer Shelley Johnstone Paschke of Shelley Johnstone Design, designed this incredibly chic and stylish dining room, shown above.

"Fabric-adorned walls, linen-printed drapery treatments and vintage Chippendale-style rattan chairs add warmth and a more casual feel to the space. I chose these elements to create a timeless room that is inviting and beautiful," says Johnstone Paschke.

Personally, I like to design neutral spaces with pops of color through accessories that are anything but boring. The end result is an elegant room that will never go out of style.

—Alexandra Wood, owner of Alexandra Wood Design (@alexandrawooddesign)

PATTERN PLAY

Small doses of punchy colors and bold prints add an unexpected layer when paired with classic neutral patterns.

1—Schumacher Brentwood Stripe in Neutral, fschumacher.com

2—Schumacher Lotus Garden in Jade, fschumacher.com

3—China Seas Java Grande in Tan on Tint, quadrillefabrics.com

4—Samuel & Sons Rhodes Épinglé Velvet Border in Raspberry, samuelandsons.com



SHOP THE LOOK

Caitlin Wilson
Sofia rug in sand,
starting at \$225,
caitlinwilson.com



Dayna side chairs
in natural oak,
\$629 (set of 2),
ballarddesigns.com

Blue and white 9"
Landscape jar, \$85,
onekingslane.com



Natural bamboo
flatware, \$60 (set of 5),
potterybarn.com

Hue Cues

Manchester Tan, Benjamin Moore (HC-81): A favorite go-to soft neutral, this color is an easygoing beige that works well with many undertones.

Revere Pewter, Benjamin Moore (HC-172): This paint remains a top pick by designers because of its warmth and adaptability in a space.

Borrowed Light, Farrow & Ball (#235): Complement your neutral walls with a painted ceiling! Dubbed the perfect light blue, this color works well in rooms with natural light and is hands-down a favorite for interior ceilings.

UNPARALLELED VIEWS,
STYLE AND LIVING



CHICAGO'S FINEST, ELEGANTLY ADORNED CONDOMINIUM HOMES OFFERING
SWEEPING VIEWS, SUPERIOR LOCATION, AND AN UNMATCHED LIFESTYLE
WITH EXCLUSIVE WORLD CLASS AMENITIES.

JEANNE GANG DESIGNED

THE TIME HAS COME TO MAKE ONE OF THESE
HIGHLY SOUGHT AFTER RESIDENCES YOUR OWN.
MOVE-INS BEGIN 2020

ULTRA-LUXURY RESIDENCES STARTING AT \$1 MILLION

LEILA ZAMMATTÀ - MAGELLAN REALTY - 312.270.0299 - VISTACHICAGO.COM
SALES GALLERY - 345 E. WACKER DRIVE - CHICAGO, IL - BY APPOINTMENT

 DEV. LICENSE #2418452 - A DEVELOPMENT BY MAGELLAN DEVELOPMENT GROUP AND DALIAN WANDA GROUP
DESIGN DETAILS ARE SUBJECT TO CHANGE.

VISTA
RESIDENCES
CHICAGO



CURATE

HOSPITALITY | RESIDENTIAL



Live Life Boldly

101 PARK PLACE | DELAVAN, WI

262.725.7181

WWW.CURATE-DESIGN.COM

C.

BESPOKE FURNISHINGS | CABINETRY | LIGHTING | UPHOLSTERY | INTERIOR DESIGN

• Trusted Since 1982 •



License #104-003386

Hail/Wind/Storm Damage Experts
Cedar Roofing Company, LLC
Lake Geneva, WI ♦ 262-203-7663
www.CedarRoofingCompany.com



SPECIALIZING IN: Cedar Shakes • Slate & Tile • Asphalt • Synthetics • Skylights
Carpentry • Restoration & Preservation • Custom Metalwork • Gutters & Downspouts
Repair ♦ Restore ♦ Replace

Small Tweaks, Big Improvement

A midcentury-influenced kitchen gets a subtle—yet stunning—makeover that lightens and brightens the whole space.

By Shayna Mace | Photography by Shanna Wolf



ALTHOUGH CHARLENE NEEDLES and her husband, Gene, had lived in Dallas, Texas, since 2000, Charlene, a Chicago native, missed the Midwest summers she spent in Lake Geneva in the Knollwood neighborhood.

"My husband said we should get our own place here so that we could have some Midwestern roots for the kids," says Charlene.

In 2002, the family bought a striking architectural home in Lake Geneva's north shore area. Although it was built in 1978, the property had a distinct midcentury modern vibe. The couple knew that the home

had good bones but also agreed that eventually, they wanted to make changes.

Starting in 2014, the couple started chipping away at all of their to-dos, which included redoing and/or renovating all of the bathrooms, adding on a spacious 24-by-14-foot screened-in porch to the back of the home (crafted beautifully by Lowell Custom Homes), choosing new living room furnishings, refreshing all of the bedrooms' décor, and eventually, revamping the kitchen.



Before, the placement of the rectangular island and bulky bookcase and desk that separated the kitchen and living room made the space feel closed off—and didn't allow for much seating at the island.

For all of the projects, Charlene worked with Cindy Wilson of Cynthia B Wilson Interior Design and leaned heavily on Wilson's design expertise. Wilson says they broke down the kitchen job in two phases: phase one included moving the existing kitchen island over eight inches to allow for more counter-height seating; removing a large, bulky bookcase and desk that separated the kitchen and living room; and hiring Timeless Flooring to stain the floors a gray wash throughout the first floor.

In phase two, Wilson and Charlene tackled taking out the imposing pantry that housed a microwave and convection oven to open up the entire space (see page 16, bottom right). Wilson suggested installing an upper cabinet there instead, surrounded on three sides with glass, to house the couple's liquor and bar items.

"When you walked [into the kitchen] from our back stairs, it wasn't very open. The big pantry was clunky. With glass on three sides of the cabinet—now—it gives an open feeling when you come into the kitchen. It sounds trivial, but it helped!" says Charlene.

Charlene chose a type of quartzite for her countertops called Taj Mahal (which is also one



of Wilson's favorite countertop materials to use), a handmade cream backsplash from Bella Tile & Stone and a new range and dishwasher. The pair worked with Natalie Spiniolas of Geneva Custom Cabinetry to install a new Galley Workstation sink (that comes with a plethora of accessories for cutting and food prep) and select new minimalist cabinet pulls (top image, left), too. Finally, woven raffia textured wallpaper was selected for the eat-in area of the kitchen.

"With subtle touches like replacing the countertops, reworking some of the cabinetry and updating the tile, the entire attitude of the kitchen was transformed," says Wilson.



"I love that we replaced the old gray Corian countertops with something light, because it really lightened it up," says Charlene. "The sink is great, and now we can sit at our island—it's more open for entertaining in here now. It just gives a calmer feeling." 🍷

2TO5 DESIGN

Full-Service Interior Design Firm

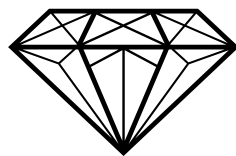


EVANSTON | LAKE GENEVA | 773.456.6932 | 2TO5DESIGN.COM



COMMITTED

Simon G.



FONTANA JEWELER

FONTANADIAMONDS.COM | 262.275.6363
553 VALLEY VIEW DR. FONTANA, WI 53125

NEUTRAL Territory

Shades of cream,
blush and olive
make a quiet,
yet stylish,
statement this
summer.

Styling and text by
Shayna Mace

Photography by
Shanna Wolf

Crisp & Clean

Pull together an instant outfit with this black and white striped jumpsuit for instant polish. Pair it with a summery, minimal handbag, fun fringed earrings, comfortable (yet fashionable!) wedges and classic aviators and you're good to go.

Lost + Wander Paradise Cove jumpsuit, \$99, **Bloomingbyrds**; Katherine K straw crossbody handbag, \$34, **Bloomingbyrds**; Aviator sunglasses, \$15, **Evr drygds**; Fringe earrings, \$18, **Bloomingbyrds** and Clarks Maritsa Janna wedges, \$130, **Jayne**.



Cute and Comfortable

RELAX IN STYLE

Pair this with white jeans or tuck it into light-wash, high-waisted flares. Paper Crane striped button-up, \$39, Evr drygds



A military-inspired hue takes shape in a feminine silhouette. Washed Model dress, \$58, Evr drygds and necklace, \$28, Edie



OUTFIT-MAKER
Bucket bags are all the rage—and this one makes a chic, minimalist statement. Katie Loxton handbag, \$79, Marigold

LOVELY LINKS

This cheeky pink necklace adds panache to any ensemble. Necklace, \$36, Marigold



EASY ELEGANCE

What to wear to work or your next dinner out? This gorgeous, girly top. cupcakes and cashmere Amber top, \$88, Bloomingbyrds



EXCELLENT ESSENTIAL

The tie waist and frayed detail on these shorts make them extra-special. Dex raw hemline shorts, \$59, Edie



SUPER STRIPES

This striped blouse with a tie waist and ruffle sleeves has all the right details. Skies Are Blue top, \$48, Jayne



WHITE IS RIGHT

This easy wrap top is your next wardrobe favorite. KLD cross-body blouse, \$69, Edie



Slick & Sporty

Fashionable and functional? These sandals are both. MIA Lunna-Lu sandals, \$69.99, ShoShoo



BEAUTIFUL BLUSH

Pink pants are a lovely departure from khaki or white for summer. Ellison pull-on pants, \$69, Bloomingbyrds



Find a New Hangout



MARGARET CANFIELD

880 W. Main Street
Lake Geneva, WI 53147
262.949.9272
margaretcnfield@atproperties.com

Marketing to Wisconsin, Chicago, and Suburbs

Selling Lake Lifestyle

Meet the Maker



Pure Pottery

The pleasure of art is that it can make a statement without using a single word. Such is the meaning behind Jennifer Darnier Wolfe's work, who owns **JD Wolfe Pottery**. Her pieces employ quiet simplicity, clean lines and lovely shapes—like clouds and hearts.

"My work is not terribly complicated—the most important thing to me is executing good design and functional pieces," says Wolfe. "This includes durability and stability considerations in choices of clay, glazes and firing techniques. It's more my thought and design choices that sets my work apart."

The studiousness yet whimsicality of Wolfe's work is augmented by its plain usefulness—like a beautiful cake stand with gold-striped base, polka-dotted bowls and adorable cloud ring trays. She even made too-cute sets of ceramic Christmas trees for the holidays that would make anyone smile (seriously, check them out on Instagram @jdwolfepottery).

Her aesthetic reflects today's love of modern, contemporary and timeless pieces that can be used forever. Wolfe admits her "style is hard to pin down. It's really my own thing. I'm certainly influenced by Japanese ceramics and modern Scandinavian design."

Wolfe's solid background includes working for Rockdale Union Stoneware and eventually owning her own studio and gallery for 15 years on Main Street in Stoughton. After she started her family, she shifted to online sales and other outlets to sustain her career.

The artist has collaborated with big-name brands like J. Crew, Anthropologie and the Georgia O'Keeffe Museum in Santa Fe on limited-edition pieces. In Madison, she makes custom pieces for baker Curtis & Cake; event-rental business A La Crate; and she has a booth at the outdoor Dane County Farmers' Market every Saturday.



Her work can also be found in the Madison area at Hatch Art House, the National Mustard Museum and Fromagination; also find her pieces at Waxwing in Milwaukee. She sells out of state and in her own Etsy shop, too.

Her designs are beloved by many. "There is a comfortable essence about my work that people connect to," says Wolfe. "I'm an artist at heart. Being able to create and connect with people every day in such intimate ways—I couldn't ask for anything more fulfilling."

etsy.com/shop/jdwolfepottery

Shoppist



Farmhouse Flair

Deb Moore has always had an eye for repurposing old furniture and whipping up linens (like napkins and table runners) when needed. When she was younger, her mom, Connie, used to stitch pillows, napkins, table runners and revamp old furniture for the family home out of necessity.

"My mom is like Martha Stewart—so I grew up doing all of that," says Moore.

In 2016 she opened **Twill Cottage** in Walworth to showcase her home goods, like table linens, pillows, upcycled picket fence and ladder fixtures, and homemade, hand-poured soy candles. (Hot tip: the candles smell heavenly, are amazingly priced and boast fragrance oil blends!). Many items in the shop are made by her or her parents, while others are new and vintage pieces, hand-picked by Moore.

"I always liked being creative and making stuff—so I jumped into this shop with both feet first," admits Moore, who says her shop has "a modern farmhouse flair."

The airy space has a cool, clean palette of black and white—with pops of yellow and bright green in the faux florals and greenery she sells. The floor is even black-and-white striped—a happy coincidence from the shop's previous life as a karate studio.

Although this is the first shop that Moore has owned, it's tailor-made for her passions of helping people imagine the spaces in their home and satisfying her creative maker itch. There's also a space in her shop where Moore has hosted Miss Mustard Seed's Milk Paint workshops (which she also sells) and in the future, she has plans for baking-related classes and retail.

"I like to sell things of course—but what I really hope to be is an inspiration to customers," Moore says. "You should do what you love."

Twill Cottage, 109 Park Ave., Walworth. 262-240-4122 (open Thurs.-Sat.). twillcottage.com

Paper Dolls

Home Furnishings & Interior Design



138 E. Geneva Square, Lake Geneva, WI 53147
262-248-6268 • paperdollsinteriors.com

Ten Minutes With GENNA AND STEPHEN MONTICELLO

The Haberdapper owners share how they brought the stylish men's clothing and lifestyle boutique to the area.

By Shayna Mace

You met as social workers in Fort Lauderdale. What brought you to the Midwest, and what inspired you to change career paths?

Genna: My family is from the suburbs of Chicago. They used to come up [to Lake Geneva] and spend summers in this area. [When] Steve and I were dating ... we came up on a couple of trips and also fell in love with the area. We got engaged up here and decided that we wanted to move here to start our lives together.

Stephen: Florida is known for fashion and shopping—like in Miami, Fort Lauderdale and the Las Olas area—so it was just being a lover of buying clothes. [The store idea started] because we were shoppers, and there was a need here for men's clothing. Lake Geneva is a resort town and it's touristy. And, there's a very strong golf influence here.

The store has a high-end look, with built-in cabinetry and a masculine vibe. What was your vision for the interior?

Genna: We wanted it to look and feel like a home. The idea started with a men's closet look ... the cabinetry was built specifically to hold men's shirts and pants and measured accordingly. It feels less like a clothing store and more like a home.

Stephen: People come in here and they feel like they're either stepping back into time, or they're back on Michigan Avenue [in Chicago]. We tried to bring some of that here, because there is such a strong Chicago influence in Lake Geneva, [and]



we wanted to incorporate that in the look of the store.

You've been open since 2008. Why have you been so successful as a local retailer?

Stephen: We're doing something that nobody else is here. So, I think taking that challenge of doing something different—and being something special in Lake Geneva—[has] set us apart from most of the other stores.

What's popular in men's fashion right now?

Genna: It's taken a bit of a turn to a trendier, less conservative direction. We have men in their sixties and seventies that are now buying some of our younger, hipper brands because they're

different—it's fun. [We see patterns like] plaids, checks and stripes—and funny designs, like martini glasses.

Stephen: [I see an increase in] performance fabrics and stepping away from cotton, moving more to synthetic and performance [fabrics]. They're lower maintenance, no-iron, no-wrinkle and no dry cleaning is required.

What's next in men's style?

Stephen: Everything is trim now, so whether it's going to remain that way remains to be seen. Everything goes in full circle. Trends come and go, and then they come back. But, I am certain on one point: I hope that pleats don't come back! 🙄

S: We're a resort town and [there's a] strong golf and boating influence here. Tommy Bahama [fits that] and is a lifestyle for our shoppers.



S: These belt buckles have the vintage U.S. Calvary emblem on them. They're U.S.-made and you won't find these at a department store, which makes them unique.



S: Peter Millar does everything. They do golf, casual and dress clothing; bathing suits, shoes—they cover it all. There isn't anything [that brand] doesn't do.

G: We like to eat at Oakfire, Medusa and Sopra. We feel it's important to support local businesses.



S: I like [the brand] Mizzen+Main, because they're U.S.-made.



WE'RE HERE, READY TO LISTEN

Upgrade your kitchen? Need more space to fit your lifestyle?
Or just updating the look of your home? It's your home and your dreams.

PERFECTING THE ART OF LISTENING SINCE 1972

262.723.7232
StebnitzBuilders.com





Party LIKE THE Pros

Throwing a shindig doesn't have to be stressful—just follow these tips from local party-planning experts and entertaining seems a little easier.

By Kristine Hansen

Warm weather equals more frequent parties and gatherings—especially if you live on the lake with those scenic views. But if you want to spruce up your next soirée, who better to ask than the pros when planning your next party? After all, party planners and event organizers have likely endured—and recovered from—event snafus.

Start by taking care of yourself first. This is not the time to try out a Julia Child recipe or embark on home renovation or landscaping projects. David Caruso, owner of Dynamic Events by David Caruso in Milwaukee, encourages clients to focus on “simple, easy and delicious.” “Don’t plan for more than you can handle,” he says. “No one’s going to have fun at the party if the host isn’t having fun. Use items in your current household inventory to spruce up your table settings.” And don’t forget to stock up on ice, garbage bags, napkins and cleaning agents for spills, he says.

Picking a theme helps streamline planning. This will make all subsequent decisions easier. If you opt for a Tiki party, you won’t be swayed by farm-chic Americana decorations and can start on that tropical fruit platter.

Make as much food as possible ahead of time or recruit help. Got a shy person at the party with a knack for grilling? Designate him or her as grill master. Lean toward grab-and-go items with a chalkboard outlining the menu. These should either fit on a small plate or be portioned into small containers “that people can take off the food station and eat from,” Caruso says. Along those lines, he likes to wrap cutlery sets in a napkin and tie with a bandana or ribbon, and prop in a galvanized bucket, so guests aren’t digging around for a spoon.

Charlie Lorenzi, president of Celebration on Wells Catering in Lake Geneva, suggests doing most of your food shopping at the Thursday farmers’ market (if you live in Lake Geneva, or, venture to your local farmers’ market). You can even pick up fresh flowers to set out on tables. Making the shopping fun and more

— *Big-Batch Drinks* —

Drinks you can make ahead of time and in large-scale format save you from setting up a full bar or designating a bartender. Mallory Wedel, owner and lead designer of Elevate Events in Madison, likes Geoffrey Zakarian’s rum punch recipe with basil and watermelon, which you can make ahead of time or in batches (see right page for recipe). In general, to determine how much alcohol you need, consider the time of day, says Wedel. An afternoon soirée might have alcohol as a secondary option, while an evening party will up the drinks consumed. By plugging in the guest count, types of drinks and the party duration, Evite’s Drink Calculator tells you just how much alcohol to buy (evite.com/pages/party/drink-calculator).

And you can’t go wrong with Wisconsin craft beers. Wines in an ice bucket allow guests to help themselves. Studio Winery’s tasting room in Lake Geneva lets you sample five wines for \$8—or the tasting is free with a two-bottle purchase. Lemonade is a perfect refreshing nonalcoholic alternative and can be amped up with fresh mint or basil leaves. Caruso likes to put edible flowers into ice-cube trays for a burst of color in drinks.

like an outing than a chore might coax you into relaxation, not stress.

When cleaning the interior of your home, says Mallory Wedel, owner and lead designer for Elevate Events in Madison, know that “folks will always congregate around the food and drink supply, so make sure you aren’t setting those items out in a spot that could create a bottleneck.”

Don’t be shy about sticking to a budget for décor. Nobody has to know how much you spend—and on what. Buying items that you’ll only use for the party means either cluttering your home after or loading up the car for a Goodwill run. “You don’t want to go out and buy a bunch of games and then have to store them in your garage and basement,” says Caruso.

Dollar stores are your friend when you want to build out the theme through paper napkins and other accessories. Caruso also scores inexpensive but fun items at Michael’s, Walmart and Target’s

Dollar Spot (near the store’s entrance).

Most likely your party will be all ages. “I like having a few things at yard parties that are interactive. Even things like croquet and bean-bag toss,” says Caruso, “are friendly for all ages and abilities.” Siblings can pair up or a younger guest be matched with an older guest. Got a pool? The latest craze are inflatable flamingos and unicorns, which can net you some social-media traction if that’s what you are angling for. Another game that’s easy to create from scratch is DIY Lawn Twister.

“Give them something to talk about,” advises Caruso. “Having another layer to your party gives it a certain entertainment value.” 🍷

Kristine Hansen lives in Milwaukee’s Bay View neighborhood. Once, she hosted an outdoors party during a rainstorm—but everyone stayed under the tent and didn’t leave, proof that it was a good party.

Rum Punch

Courtesy of Geoffrey Zakarian and the Food Network

Ingredients:

8 cups (64 oz.) white rum

4 cups (32 oz.)

watermelon purée (see below)

3 cups (24 oz.) orange juice

1 cup (8 oz.) lime juice

Watermelon purée

5 cups fresh

watermelon, cubed

5 oz. orange-flavored

cognac liqueur, such as Grand Marnier

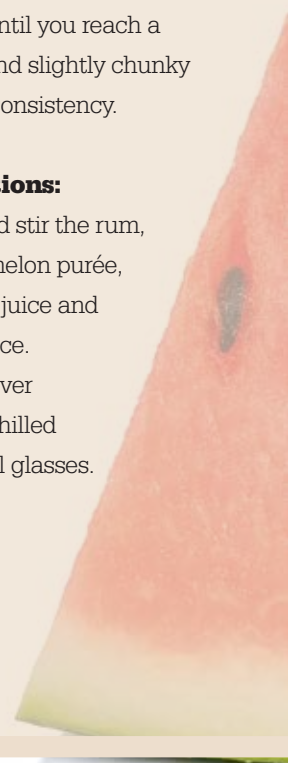
15 fresh basil leaves, shredded


Muddle the watermelon, liqueur and basil in a glass until you reach a thick and slightly chunky purée consistency.

Directions:


Mix and stir the rum, watermelon purée, orange juice and lime juice.


Serve over ice in chilled cocktail glasses.





Systems Design
Lawn Irrigation
Landscape Lighting





Commercial • Athletic Fields
Residential • Installation & Service

PO BOX 311
DELAVAN, WI 53115

Office • 262-728-6400
Cell • 262-749-0722

sdldelavan@sbcglobal.net

**Celebrating 31 Years
In Business!!**

merry maids®

Relax. It's Done.

Bonded & Insured Call for free estimates
262.642.3230
or text 262.533.0014
merrymaids.wi@gmail.com
merrymaids.com



2013 WOMEN'S CHOICE AWARD
AMERICA'S BEST FOR HOME
CLEANING SERVICES

**Sign Up & Save up to \$300
Merry Maids Advantage Program**

OR

\$30 off

Your First Cleaning

New or Former customers only.
Can't be combined with any other
offer or discount. Additional
restrictions may apply. Offers are
non-transferrable. Cash Value
1/100 of 1 cent. Expires 11/15/19

merry
maids®

© Merry Maids L.P.
All rights reserved

**Proven bird deterrent!
People love them; birds don't!**



- **Bold, vibrant pennants**
- **Michigan made**
- **Ground and dock mounting systems**





**dori
POLE**
Pennant System

(800) 525-6424
doripole.com

Use code
"LAKESTORE10"
for 10% off your order!

Techo-Bloc



HIGH PRAIRIE
LANDSCAPE SUPPLY

GENEVA LAKES' PREMIER SUPPLIER OF LANDSCAPE PRODUCTS

- BRICK PAVERS -
- RETAINING WALLS -
- NATURAL STONE -
- MULCH AND COMPOST -
- FERTILIZERS -
- AND MUCH MORE! -
- *DELIVERY AVAILABLE***

Our knowledgeable customer service staff
can help with your landscape project.

W363 Walworth St. Genoa City, WI 53128
Located 10 minutes South of Lake Geneva at
Hwy 12 & Country Rd H
(262) 279-6500
www.high-prairie.com

WINDOW & DOOR REPLACEMENT

DO IT ONCE.
DO IT RIGHT.

It's *Not* just a Cute Slogan
Or Empty Promise To Us...

It's our uncompromising passion
and relenting mission.

When we say our work is guaranteed, that means we
aren't done until you absolutely **LOVE IT**. When we
tell you that our crews are the best—you can rest easy
knowing that they will do the job the right way—
WITHOUT EXCEPTION.

Our prices are reasonable, but we're certainly not the
cheapest. But if you want it done **ONCE—RIGHT—** then
give us a call. *You'll never regret it. That's a promise.*

INFINITY[®]
from MARVIN
REPLACEMENT WINDOWS
Built for life



(262) 275-2150 | SOBERGWINDOWS.COM





At the forefront of shorefront since 1959

ZERO MAINTENANCE PIERS

Summerset Marine Construction: accommodating your waterfront needs with superior customized solutions. From piers to boat lifts, we provide premium products for every unique lifestyle, property and budget.


Just Add Water.

Larry Chapman 262.949.5828 Mobile | 262.594.3244 Office | Larry@SummersetMarine.com

www.summersetmarine.com www.lifetimepiers.com



We landscape for your lifestyle



Your Local Source Since 1979

Maintenance
Design
Build

Call Today
Schedule your complimentary
maintenance or design consultation

262-248-9415



Sheldon Landscape

Maintenance • Design • Build

www.sheldonlandscape.com





Bringing the Indoors *Outside*

2019 backyard design trends encourage homeowners to make their outdoor oasis one with comfortable finishes, functionality and major style.

By Deanna Kane

With outdoor entertaining season in full swing, shift your home design aspirations to the exterior. For entertaining aficionados, make this summer the one you create an additional living area—al fresco.

From resort-worthy pools, to outdoor fireplaces, to backyard kitchens that will make your main kitchen jealous, it is truly possible to create an entertaining haven outside of your home's four walls. This summer, it's all about bringing the comforts of the indoors, outside.

STAYCATION HAVEN

With nearly limitless possibilities in pool design, skip the airfare and hotel hassles, because there is no reason to book a summer vacation—you can have a dreamy pool at your own place if you have the room.

"We build many custom pools," says Mike Murillo, sales director for Barrington Pools. According to Murillo, this level of custom design ranges from in-pool sitting areas, to tanning spaces and infinity edges. If you still don't believe you can skip the summer vacation, Murillo says swim-up


bars are trending features that give backyard pools an extra edge.

To elevate the basic to the exquisite, it's the details—functional and finishing—that make all the difference in a backyard pool.

"Using LED lighting in pools is energy efficient, as well as convenient," says Rene Huston, president of Patio Pleasures. "Large, in-pool LED lights can work with home automation systems. Turning on the lights can be as simple as asking Alexa to light up the pool."

For finish details, Murillo focuses on using Italian porcelain tile for the deck surface, and uses Pebble Tec interior finish as an alternative to plaster pool floors.

Additionally, to spend less time maintaining the pool and more time enjoying your guests, saltwater pools are an alternative to chlorine, as they require less maintenance. "Many of



the new pools being installed are saltwater versions,” says Dawn Shaw, co-owner of Shaw Building & Design, Inc.

As the afternoon sun turns into cocktail hour, Murillo also sees fire bowls decorating outdoor pool areas. With this level of luxury combined with the comfort of home, a backyard staycation is calling your name.

LET THERE BE LIGHT

Thoughtfully selected outdoor lighting can elevate the space and lend a warm, ambient feel to the area. Lighting provides additional dimension to the backyard, long after the sun goes down.

“We continue to see outdoor-friendly string lights with Edison bulbs, as well as soft lighting throughout the backyard to give the area an inviting feel,” says Shaw.

Incorporating a soft warmth throughout the backyard brings a sense of comfort. “A light bulb that resembles a flame is a low-voltage landscape lighting alternative. Fire elements bring a sense of intrigue to the area, and since it is low-voltage, the lighting is inexpensive and relatively easy to install,” says Huston.

HYGGE IN THE OUTDOORS

An outdoor fireplace can extend your time outdoors, whether it’s spending cool summer evenings outside, or carrying your backyard season through the fall, courtesy of the fire’s warmth. But, one negative of an outdoor fireplace can be the post-fire smoky smell that lingers on clothes and hair. According to Murillo, many people are turning to gas fireplaces instead of wood, to avoid that telltale fire smell.

Fire tables can be a lower-maintenance alternative to a full fireplace, while still providing the warm ambience.

“Outdoor fire tables are a quick

and convenient way to ignite a fire, especially if you are entertaining,” says Huston. “The range of fireplaces [you can find] incorporates so many tastes and styles, from a shiplap farmhouse vibe, to cement.”

OUTSIDE MEETS INSIDE

Summer in the Midwest is fleeting, so taking advantage of the limited window of outdoor living is a priority for many. Thanks to the ability to design a full-service kitchen outdoors, there’s no need to give up indoor comforts.

“The backyard vision often starts with a pool and hot tub, and expands to include an outdoor kitchen,” says Huston. “Wood pellet grill units are becoming more prevalent, as well as more standard amenities such as refrigerators and built-in seating.”

“Anything indoors can be outdoors,” says Murillo. “Backyard kitchens can be outfitted with dishwashers, warming drawers, kegerators, refrigerators and anything else you would include indoors.”

Creating a Private Retreat

Even the most dedicated entertainer needs a retreat sometimes. There are unique ways to create additional privacy, such as deco panels made of Australian eucalyptus trees. “These can be used as privacy panels, in addition to other purposes such as a kitchen backdrop or to hide pool equipment,” says Huston.

Private backyard refuges also come in the form of a separate structure, such as a garden shed, but not used solely to store equipment. Garden sheds are becoming more prevalent as a refuge to pursue leisurely activities, such as gardening, according to Huston.

As the kitchen is the heart of the home, the basis of an outdoor kitchen is no different. “It really comes down to how can people best entertain and maximize time with family and friends,” says Huston.

Creating your outdoor oasis—whatever that may be—will be well worth it. There’s something about the outdoors that makes you slow down, focus on face-to-face conversations and live in the moment.

“We live in a fast-paced world and creating an outdoor environment helps us come together and eliminate distractions,” says Huston. “A well-designed backyard can create that endless weekend atmosphere. By including an outdoor kitchen, a fireplace and gathering family, friends, you can really create those connections. It’s also a great way to naturally de-stress.” 🍷

Deanna Kane is an interiors, home décor and real estate writer, who also enjoys taking on her own home renovation and design projects.

*Locally Owned
& Operated*

*25 years
experience*



**TRIMMING
REMOVAL
STUMP GRINDING
LANDSCAPE
HARDSCAPE**

**BOULDER WALLS
INDUSTRIAL
RESIDENTIAL
LAND CLEARING**
FREE ESTIMATES!

Military and Senior Discounts



www.doublektreeservice.com



Consider adding a wood cloud (shown in the kitchen above) to add visual interest and showcase lighting, as well as to add character to a room.

Blending Form and Function for a Well-Designed Home

Make these easy tweaks to your home's interior for subtle, stylish results.

By Deanna Kane

If your itch to spring clean extends to giving your living space a facelift, it can be easy to fall into a rut of selecting the functional features that meet your basic needs. While there are inevitable home items that are necessary to create a livable space, the options to elevate the aesthetics of these essential home features, such as lighting or storage, can take your space from builder-grade to custom. Including these practical features facilitates an overall more comfortable way of living; however, these unavoidable selections don't need to sacrifice style.

"Just because something is functional does not mean it can't be pretty," says Eileen McGee Wetzel, interior designer with Story Hill Renovations, LLC. "Minimal updates to your house can make a huge difference; there are small things you can do to every room to elevate the home."

INSPIRING ILLUMINATION

Upgrading light sources is one of the easiest way to make a visual impact. "We love making a bold statement in a foyer or over an island," says Wetzel.

However, it's the standard, functional light sources that can often be overlooked.

"A ceiling fan is an excellent cost-effective option for homes with minimal air flow. They do not have to be basic; updating a ceiling fan can create a bold statement and dress up a functional eyesore," says Wetzel.

Another area to upgrade is highly functional recessed lighting. "Installing wood clouds on the ceiling instead of can lighting adds a fun architectural element, and also lowers the ceiling to make the room feel cozy," says Jerry



Schmidt, sales director with Dream House Dream Kitchens.

Light switch covers are another functional feature that can be easily overlooked.

"We should kiss goodbye the toggle light switches and dial dimmers. With the resurgence of vintage fixtures, we are seeing more decorative plate covers and even bringing back push-button switches," says Wetzel. "These are great if you want to bring a little vivacity to utilitarian fixtures."

"To fully blend the outlets and switches into the home's design, I would recommend going to a company such as Legrand, and swapping out those old plates and switches for a modern take," says Wetzel.



(Top left) A built-in buffet with glass-door top cabinets can lend smart storage to a dining room, butler's pantry or pass-through. (Top right) A stylized wall register is a step up from ordinary. (Bottom right) Cabinets that extend up to the ceiling give the illusion of more height. A pasta filler above the range makes cooking easier. (Below) A well-organized mudroom makes life easier for everyone with cubbies for each family member, a bench for changing shoes and bonus storage up top.

ARTFUL AIR SUPPLY

Upgrading basic house necessities can be what separates a cookie-cutter model house from a custom-designed home.

"Upgrading standard heat registers and air vents to a version in a honeycomb pattern or bright brass is inexpensive and takes your home from generic to branded without a high price tag," says Wetzel.

"We are not seeing our clients settle for typical metal grates on floor and wall registers," says Scott Lowell of Lowell Custom Homes. "They are choosing designer grates made of cast iron by companies such as Reggio Register. The grates can be left as natural cast iron, brass or aluminum, or painted to match the walls."

This level of customization even extends to marble flooring. Air vents can be fabricated in marble to blend in seamlessly with bathroom floors, according to Lowell.

SMART STORAGE

Storage is the number one request when remodeling a home, according to Wetzel. She suggests easy ways to incorporate storage features throughout the home, such as fabric boxes or storage ottomans to hide clutter.

Another option is to replace standard-issue plastic laundry baskets with decorative fabric bins. They are less of an eyesore when they inevitably end up left out in the open.

Bathroom drawers are notorious for becoming a graveyard of tangled cords and appliances. Upgrading one of these drawers to a grooming drawer can alleviate the mess caused by accumulated appliances, as well as countertop clutter. According to Schmidt, grooming drawers

house canisters for hair dryers and curling irons, and also include in-drawer outlets and metal inserts to put the appliance back when it is still warm.

"These drawers really help with heat and cords," says Schmidt.

BONUS FEATURES

Intelligent add-ons like a pot filler installed behind the range top allows for easily filling large pots, according to Schmidt.

This feature can make preparing meals infinitely easier, minimize mess in the prep space, reduce the strain of carrying heavy pots and cut back on clean-up time.

Instead of letting phones, tablets and laptops accumulate on the kitchen island, charging cabinets are a highly practical feature to incorporate in a home's desktop space. "Charging cabinets in the drop zone can be customized for every family member; everyone can have their own slot to charge their individual device in one central location," says Schmidt.

"From a designer's point of view, these elements are eye candy. They are little pieces of good design in unexpected pieces that will inevitably make you smile and feel more at home," says Wetzel. 🍷





What to Seek (*and Skip*) in Smart Home Technology

The latest in what's new, what's outdated and what to forgo.

By Deanna Kane

It's likely at least one aspect of your home is automated—a convenience that makes the chaos of daily life a little easier. But unless you are fully immersed in the world of technology, automating an entire home can be overwhelming. As home automation becomes the norm, home design professionals are becoming as well-versed in home technology as they are in scale, finish selections and HVAC.

"As professionals, it's our responsibility to educate clients on what is available, because many clients won't know what to ask for. It's up to us to show them what is possible," says Eileen McGee Wetzel, interior designer with Story Hill Renovations, LLC.

Whether à la carte home automation is your preference or you're ready to take the full plunge, there is smart home technology available for every level of tech enthusiast.

SECURE ENTRY

After several days with a video doorbell, such as Ring, you'll wonder how you survived without it. This device allows you to monitor all front-door activity on your phone. If you are unavailable to answer the door, you can talk to the individual who rang the bell via the app. This is especially

convenient if you are not home, and do not want that person to know.

"Video doorbells are an easy way to see who is coming and going. As a bonus, the Ring Video Doorbell lets neighbors share video clips with other Ring members, acting as a neighborhood watch system," says Rene Mirabal, director of special projects with Fearing's Audio Video Security.

Whether you own a rental property, a family vacation home or a primary residence, keyless entry hardware can reduce misplaced keys, forgetting to lock the door or the risk of someone having a key who shouldn't.

Keyless entry is also available for the deadbolt, such as the Schlage Connect Smart Deadbolt.

Home Tech Safety Tips

Just because home automation is becoming the norm, that doesn't mean it's immune from security issues. "Smart technology is vulnerable; the majority of internet-connected smart devices have security vulnerabilities," says Wetzel. Her tips to stay secure include:

- Look for devices that require usernames and passwords.
- Once the system is installed, the first step is to protect yourself. Set a strong password, change the password regularly, use a secure router, create a separate network for your system and hide that network.
- Update the firmware on the router and software on a regular basis.

"While home automation is our inevitable future, I strongly recommend caution and research before jumping in. Designers and consumers need to educate themselves on the products and the risks involved," says Wetzel. "Be aware of how the provider collects and stores data, and how you can be affected by a DDoS attack or a power outage."

STAYING CURRENT

With a constant influx of new technology, it can be easy to get caught up in the latest piece of flashy equipment. While it is inevitable the product will need to be updated eventually, it is most important to stay current on its security.

"It's not a matter of updating the product, such as the light switch or thermostat, it's about updating the firmware to make sure you are secure," says Wetzel.

Home security and safety systems are particularly important to check and update regularly.

"Wireless sensors for doors, motion detectors and smoke alarms have batteries that must be changed regularly. These are often unique types of batteries that are not easily available. It's also important to do regular software updates on smart home devices, as these updates often include security and performance enhancements," says Mirabal.

SUNSET SOIREE

BENEFIT TO SUPPORT LAKE GENEVA

WATER SAFETY PATROL



Thursday, August 8th | 55 dollars per person | Aboard Lady of the Lake
For tickets or to join the sponsors below—
contact Komfort Heating at 262.723.2662



House check LG
B&J Tree and Landscape
McCormack Etten Architects LLP
Murison Sports Medicine and Rehab
Burroughs Floor Coverings
Gardiner Koch Weisberg & Wrona



Painting courtesy of Pat Heintzelman watercolors

burlington@springcityaviation.com | www.springcityaviation.com

SCA SPRING CITY AVIATION



- PERSONALIZED FLIGHT INSTRUCTION
- AIRCRAFT RENTAL
- AIR CHARTER SERVICES
- AIRCRAFT MAINTENANCE
- TAILWHEEL & SEAPLANE INSTRUCTION

**DISCOVERY FLIGHTS
AVAILABLE FOR ONLY \$99**

This is an opportunity to take a ride in an airplane with an experienced flight instructor & even take the controls yourself if you'd like! Gift Certificates Available.

SPRING CITY AVIATION, INC. | 707 AIRPORT RD. BURLINGTON, WI 53105 | 262.342.5003

LAKE GENEVA kids expo


JANUARY 4TH

Badger High School • 10am - 4 pm
LakeGenevaKidsExpo.com



WOLF SUBZERO COVE

GRAND KITCHEN EVENT



Get three additional years of protection for extra piece of mind.

Purchase a qualifying Sub-Zero and Wolf appliance package, and receive three additional years of protection, or qualify for a \$1,000 rebate.
The Grand Kitchen Event is good through December 31, 2019.

For details, visit subzero-wolf.com/promotion

Lyle's TV & Appliance

17 S. Washington St., Elkhorn, WI 53121 • 262-723-3477 • www.lylestv.com

As you leave the house in the morning, simply lock the door with your voice on the way out.

"Remote smart home access is endless, provided you have internet available," says Dawn Shaw, co-owner of Shaw Building & Design, Inc.

Outdoor lighting is a function that not only offers aesthetic elements, but safety as well.

"Smart lighting is becoming more common on new homes. Wi-Fi enabled light dimmers and switches are easy to install and offer many benefits," says Mirabal. "For example, you can program your porch lights to turn on automatically at sunset and turn off at sunrise," says Mirabal.

HOME COMFORTS

"In the remodeling business, we have many requests for smart thermostats like Nest or ecobee," says Wetzel.

A smart thermostat, such as the Nest Learning Thermostat, turns itself down when you are away, and learns your temperature preferences to build a schedule around your lifestyle. A newer add-on to the Nest thermostat family is the Nest Temperature Sensor, which works with the thermostat to control the temperature by room. For example, if you need it warmer in the nursery and cooler in the living room, the temperature sensor will adjust accordingly.

Lighting is another area that can be automated. The ecobee Switch knows when you're home, thanks to motion sensors. If you leave the house in a hurry, it will turn off the lights after you. The Switch can also create the illusion you're home, by randomizing the lights when you are away.

"Wi-Fi-enabled smart lighting can auto-dim when the movie starts, or can turn lights on randomly when you're on vacation," says Mirabal.

So where is it best to lag behind on home technology trends? Televisions. "We often see clients wanting to purchase the newest TV that just came out. Technology changes rapidly, so we recommend buying a new TV when you are ready for a newer technology, such as upgrading from an LED to an OLED display," says Mirabal. 📺



Lasting SkinSolutions®
608-661-0000
www.lastingskinsolutions.com

IS THIS
VANITY?

NO, THIS IS
CONFIDENCE!

BOTOX® - DYSPORT - JUVEDERM® - RESTYLANE® - SCULPTRA® - RADIESSE® - SKIN TIGHTENING
BIOIDENTICAL HORMONE REPLACEMENT - LEG VEINS - PRP (PLATELET RICH PLASMA) - ULTHERA®
INTENSE PULSED LIGHT - PROFRACTIONAL™ - BODYFX - MOLE REMOVAL - ACNE TREATMENTS

Mention this ad and receive \$100 off your treatment.



Lasting SkinSolutions® is excited to bring back the

Saving Faces Program

SavingFaces/Lasting SkinSolutions® is dedicated to working with individuals who have suffered from circumstances beyond their control. These circumstances may threaten their self-esteem and confidence, and cause limitations to realize their full personal growth and life's potential. We will promote positive self-image through teaching proper skincare, providing nonsurgical cosmetic treatments, and fostering a safe place to begin the process of healing.

NOMINATE SOMEONE TODAY
skinfo@lastingskinsolutions.com



From Classic *to Custom*

How one family put their own stamp on a Geneva Lake home with personalized touches.

By Shayna Mace | Photography by Shanna Wolf

For many families, the lake life in Lake Geneva is woven into the fabric of their lives and passed down from generation to generation. Perhaps it's a cottage on the water that's rented annually or one that a family member owns and shares with friends. For other lake residents, a simple visit was what sealed the deal. Such was the case for one Illinois couple, who started considering the area after the husband visited for a work retreat.

When their family (which also includes three adult children and one teenager) lived in Indianapolis, they had a lake home there. Then the family moved to Lake Forest, Ill., for the husband's job, so the couple started scouting locations for a waterside getaway nearby. They landed on Lake Geneva and quickly found a home on Geneva Lake. The home had been built in the early 2000s by Engerman Contracting, and the couple



(Opposite page)
The whole south side of the home boasts windows and a few sets of sliding glass doors out to the deck that spans the entire back of the house. The wife mixed in some high-low finds in the great room, like in the wire, upholstery-topped stools from Target.

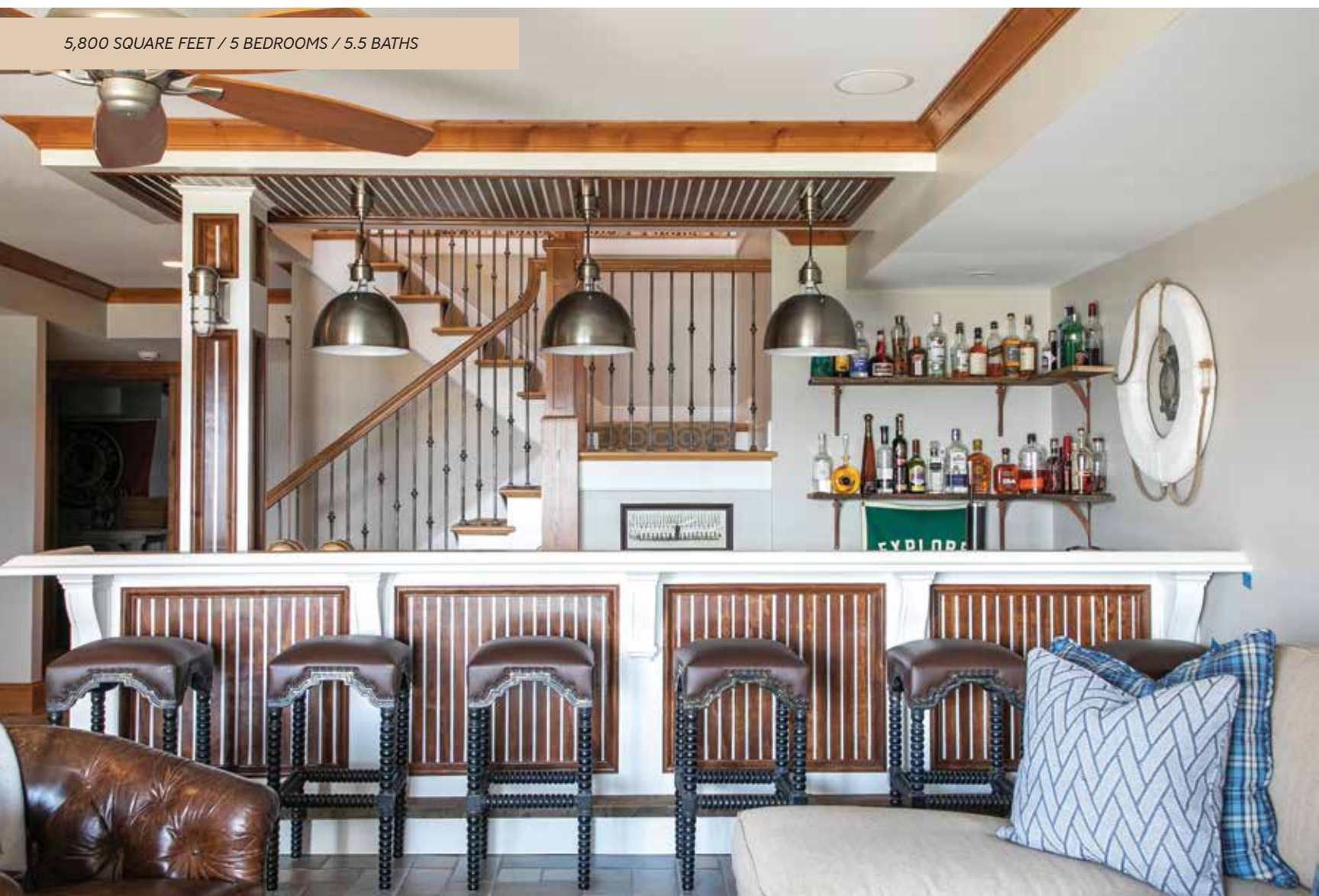
liked that the home was in great shape, and had a flat yard. They also liked the action on the lake.

"It's very different from the lakes we've [had homes on] before," says the homeowner. "Before, our home was on a small, private, 490-acre lake. There were no restaurants or public launch. So we were ready for a more exciting lake, and to have all of the things that are offered in Lake Geneva."

PURE POTENTIAL

Although the family loved the spacious home, which boasts a soaring great room with fireplace and lake views and attached kitchen and dining room, they knew they wanted to personalize the spaces throughout the abode. They turned to Philip Sassano of The Design Coach to reimagine things. "We loved [Philip's] ideas. I'm notorious for





piecing a room together here and there, so it never really flows—so we wanted to work with him start to finish,” says the homeowner.

“With clients, it’s more of a conversation of how to personalize the home—a lot of my clients don’t want their lake homes to look like other client’s lake homes,” explains Sassano. “Throughout this home on the first floor, you’ll see an emphasis on ceilings. There was also a lot of stained wood when we took over the kitchen, so we really wanted to add color.”

Although the great room was beautiful before, Sassano saw the potential to further customize the room by installing reclaimed barn wood on the vaulted ceiling (hand-stained and installed by his staff), putting up antique vintage architectural wood accents on the walls, wallpapering behind the built-in bookshelves surrounding the fireplace and hanging up part of a vintage barn door to display family photos on. He also worked with the couple on selecting throw pillows

for the sofas and new drapery for the sliding glass doors and windows that lead out to the large deck. The finishing touch is a chic statement chandelier by Currey & Company that adds polish to the whole package.

“Lighting to me is a work of art—so we had to make sure it was special in this house,” says Sassano.

Adjacent to the nautically-inspired great room is the cozy kitchen. The family and Sassano knew the kitchen had great bones—it was just a matter of making it shine even more. So Sassano suggested painting the kitchen island and the range hood a beautiful navy blue, installing a new backsplash behind the stove, swapping in upholstery-inspired fabric accents in the kitchen’s wooden columns, taking down the old blinds and replacing them with high-end window treatments, and wallpapering the coffered ceiling with a luxe navy grasscloth wallpaper. The couple also put in a black La Cornue stove and selected a relaxed, coastal-look



(Opposite page) For Sassano, the lower level, primarily the custom-built bar, was a labor of love. Sassano hand-painted all 275 pinstripes above and on the bar. The wife says her husband loves the bar, and keeps Spotted Cow on draft in the kegerator.

dining table and chairs from Restoration Hardware. A painting of a Lake Geneva Cruise Line boat by Anthony Soskitch hangs on the range hood—a nod to the family’s adopted home. Keen observers will notice other Soskitch works throughout the house that the couple picked up at the Williams Bay Fine Art and Craft Fest—including in the front hallway.

RELAX AND KICK BACK

The other major appeal to the home for the family is that everyone has a spot to relax and sleep in. With three guest bedrooms plus an upstairs bunk room with four queen beds and built-in storage spots for each guest, the family frequently hosts relatives and friends for extended periods of time. Three of the four kids are out of the house (and even live on different coasts)—so it’s a chance for everyone to reconnect. “That’s what we love about the lake house—this is where everybody comes,” explains the homeowner.

Another fun hangout spot is the newly reimagined lower level. The couple worked with Sassano to breathe new life into the underutilized space. Sassano hand-sketched a new

Design Dreams

The homeowners and Philip Sassano agreed the lake house had good bones—it was just a matter of updating it.

“[As a designer] I don’t reinvent something if it doesn’t need to be,” says Sassano. “Cosmetically if something doesn’t work, then we figure out another way to do it.”

He ticks off painting the range hood navy blue as a good example, or covering the great room ceiling in reclaimed barn wood. Sassano’s staff is well-equipped to handle whatever client challenges come his way, because they do some of the actual fabrication themselves. He and his team tackled staining the reclaimed barn wood and crafting the bar rather than contracting it out. His new space in the Starline Factory Studios in Harvard, Ill., allows him and his designers to meet with clients by appointment as well as actually create pieces—like a few of Sassano’s custom paintings that now hang in the family’s home.

“We’re really hands-on—we’re not a traditional design shop,” says Sassano. “For me it’s all about how I connect my clients with great things and how I can be the creative conduit for that.”



The wife says she and her husband love hopping on the Shore Path right from their backyard. Sometimes they'll walk over to Williams Bay to Pier 290 to have lunch or a drink. They also like boating to Gordy's or using the municipal docks in Fontana or Williams Bay to visit restaurants like Café Calamari.

wooden bar to evoke a vintage Chris-Craft boat, and helped the couple to envision where the furniture could be arranged. His team then executed the vision for a comfortable lounge atmosphere—all with a nautical bent.

“The [previous] bar was wasted space, so as a designer the goal is to say, ‘how do we maximize every square foot?’ And the new bar maximizes every square foot—it’s all usable, and as a designer, I love that,” says Sassano.

Although the family loved the home before, they adore it even more now—because they added custom details within a classic footprint—for a one-of-a-kind escape.

“That house for me is a sum of three amazing moments, tempered with a bunch of details,” says Sassano. “The bar, the ceiling in the great room and the kitchen rework all came together. And when [the homeowners] send pictures to me of them sitting at their bar, as a design professional, you know you’ve nailed it, the client loves it and you helped them build it.”

For the homeowners, just getting away from the busyness of their day-to-day life in their reimagined home is the reward.

“I love sitting outside, reading and looking at the lake because it’s so peaceful,” says the homeowner. “It’s a place where we can really get away and relax.” 🍷

Building a Better Night's Sleep...for LESS!

LOCALLY MADE IN-STORE FOR YOU!

v1 FIRM
 QUEEN SETS starting at **\$469**
NO FLIP
 TWIN \$319 FULL \$419 KING \$639

v3 PLUSH
 QUEEN SETS starting at **\$919**
NO FLIP
 TWIN \$649 FULL \$809 KING \$1,219

v7 PILLOWTOP
 QUEEN SETS starting at **\$2,069**
NO FLIP
 TWIN \$1,434 FULL \$1,844 KING \$2,589

LAKE GENEVA

2462 Hwy 120 • (262) 249-0420

CRYSTAL LAKE

5150 North West Hwy • (815) 455-2570

McHENRY

3710 West Elm St • (815) 578-8375

Lifetime Comfort Guarantee so you can get comfortable and stay comfortable.

SAVE UP TO \$300*

On v3 Collections or Above with Factory-Select Covers. While Supplies Last *

verlo.com • (800) 224-VERLO

44 | SPRING/SUMMER 2019 🍷 LAKESHORELIVING.COM

NICK'S UPHOLSTERY & LIDIA DESIGN

Shop our retail home store with custom furnishings, accessories, gifts, and much more.



www.NicksUpholstery.com • www.Lidia-Design.com

543 Valley View Dr. Fontana, WI • 262.298.5800



STYLE EXTERIORS



**STYLE EXTERIORS • 415 BROAD ST., #205 • LAKE GENEVA, WI
262-203-5500 • STYLEEXTERIORS.COM**

When you renovate your home's exterior, you start with dreams: clippings from home improvement magazines, designs sketched on dinner napkins, photos posted to Pinterest.

Who can help you make your dreams a reality? Turn to Style Exteriors in Lake Geneva and Wauconda, Illinois. As a family owned and operated full-service roofing, siding and exterior renovation contractor in Wisconsin and Illinois since 2004, Style Exteriors provides custom, quality home improvement services while always maintaining integrity and the highest standards of customer service.

"Every project we accept is designed specifically for the home it is to be installed on," says Jeremy Bates, owner of the company's Lake Geneva office. "Before our skilled installers can perform their craft, it is necessary for us to study the unique characteristics of the property to create a personalized design that complements the home's aesthetics."

Tim and Kelly Carden, founders of the company, see the Style Exteriors team as a collaborator on each home project and recognize that the company's most important goal for every customer is to meet their expectations, and in most cases, exceed them.

"We go the extra mile by providing reliable performance and craftsmanship, and courteous trained team members dedicated to each and every project," Bates says.

So what makes Style Exteriors truly shine? Depending on the roofing system chosen to crown your home, the company has

the ability to offer manufacturers' warranties that 99 percent of contractors in North America can't provide.

In addition, Style Exteriors has recently earned preferred installer status with Brava Roof Tile (bravarooftile.com). As Bates explains, after doing extensive research into the composite shake and tile market, and reviewing what choices are available, the Style Exteriors team concluded that the Brava Roof Tile is the best choice for clients.

"Brava's materials have the most realistic look and feel of a hand-split cedar shake, which makes it very difficult to tell the difference between a cedar shake roof and a Brava Roof Tile," Bates says. "The diversity in color of Brava's tile is unmatched and unlike most of the manufacturers in the composite market, Brava Roof Tile does not absorb moisture, so they are not susceptible to color change or algae growth." For clients that are looking for a beautiful, long lasting, authentic roof with no maintenance, the Style Exteriors team believes Brava is the supreme choice, which makes Brava the company's preferred manufacturer for composite material.

Because of Style Exterior's consistency in quality of craftsmanship, quality of products offered and exceptional customer service, the company has earned accolades aplenty from customers and industry professionals alike.

"Entering into our 16th year of business has taught us that consistency is the key to growing our company's prestigious reputation in the region," Bates says. "We understand our clients' needs and execute on these standards. We treat our customers as family and their homes as our own."





Specializing in:


Cedar Shake
Asphalt Shingles
Synthetics



Slate & Tile
Custom Metal Work
Gutters
Downspouts
Skylights

Wisconsin License #1172400 | Illinois License #104.015810





Easy Elegance on the Water

A 30-year dream is realized when a couple finds and finishes their Geneva Lake waterside paradise.

By Shayna Mace | Photography by Shanna Wolf

Although Kathy and Jim (who asked that their last name not be used) aren't Lake Geneva natives, their family has a rich history on Geneva Lake. For 31 years, the Cary, Ill.-based family has enjoyed the lake—first at Kathy's parent's Lake Geneva Club cottage and then eventually down the road from her parents at their own place in the club. In 2013, the couple bought a waterfront home in Fontana. They stayed there for three years, but knew the house wasn't their perfect vision.



A classic, coastal feel runs throughout the living room. The custom-sized rug and comfortable furnishings echo the quiet elegance of the room. A set of French doors separates the kitchen and dining area from the outdoor room, which has a stone fireplace and retractable screens.

During weekend boat trips around the lake, the couple always kept their eyes open for homes for sale, in case the ideal one popped up at the right time. Jim in particular had his eye on a specific location on the south shore of the lake.

“When [a property] on the [street we wanted] came up for sale, Jim hesitated a little bit, and our sons said, ‘you’ve been looking at those properties for almost 30 years—this is it!’” says Kathy.

So the couple jumped at the chance to live in their quiet oasis—and build their dream lake house.

STARTING FROM SCRATCH

The couple liked that the lot was level—a hot commodity on the water. They knew they’d have to tear down the existing 800-square-foot, 1950’s cottage to accommodate their family.

“It was a charming brick bungalow. There was no doubt the people who built it, built it with love. It was quite quaint—but small. There was no way to renovate what was there,” says Kathy.

Luckily, they already had a solid idea of what they wanted in the home and what it would look like—and even which architect to work with to make their vision a reality.

“We were looking for an architect and we both were clicking through images of houses, and Jim saved a picture of a lakeside house and said, ‘that’s really cool.’ And then [without knowing it]—I saved a street-side picture of a house—and it ended up being the same house,” says Kathy.

The house they saw online was designed by architect Kathy Alexander of the Wayzata, Minn.-based Alexander Design Group. They also liked that Alexander was from out of the area



for a different perspective. So they met with Alexander to draw up plans for their house. Kathy and Jim didn't have many requirements—besides maximizing the lake views in every room, having an open concept and keeping an easy flow for guests. The couple also wanted a coastal feel for the home's exterior that would also carry into the interior, married with traditional touches.

Armed with Alexander's plans, the couple then connected with Lowell Custom Homes to execute their one-of-a-kind home.

"It's great—you get exactly what you want [with Lowell] because you spend a lot of time talking and thinking about [your home with their staff]," says Jim.

"[Jim and Kathy] knew exactly what they wanted, design-wise. This house is all about family," says Scott Lowell, president of Lowell Custom Homes. "It's nice to do a house like this—it's totally personalized for their family and how they live."

ENTERTAINING WITH EASE

Speaking of family, the heart of this home is the kitchen, where Kathy

and Jim incorporated an expansive, Calacatta marble-topped island with seating for six; plentiful cabinetry designed by Natalie Spiniolas of Geneva Cabinetry; top-of-the-line appliances (like the Sub-Zero fridge and Wolf stove); and a built-in buffet behind the island that's a serving spot for parties as well as provides storage.

The mix of white cabinetry and walnut accents in the cabinetry and trim gives the room depth and is a departure from an all-white aesthetic, which Kathy loves.

"In the original design, the buffet was dark and the rest of the kitchen was all white," says Kathy, who eventually opted to mix in the walnut wood with white.

One of Jim's favorite parts of the home is the wine room that's connected to the kitchen—a purposeful design choice, he says, because he wanted to be able to grab a bottle quickly and easily when family or guests are over, rather than running downstairs. He can just pop in the temperature-controlled room that holds 1,200 bottles to select his favorite. The room mimics a "14th-century Italian" vibe, says Jim, with a "Tuscan flair." The barrel-vaulted ceiling features reclaimed Chicago brick, and the floor is French limestone for a worldly feel.

"A big thing with kitchens now is [incorporating] a prep kitchen to eliminate clutter," says Lowell. "Their kitchen has that prep area and that's a neat feature, because they





tied it in to their wine room. That wine room is magnificent. They appreciate wine, and how it's stored and displayed."

QUIET GETAWAYS

Besides the common hangout areas, the home also offers ample spots to escape to read a book or relax. Off the main living area is the couple's office with coffered ceiling, comfortable throw rug and Geneva Lake print. In the corner of the home (shown on page 48) is the round "gathering room" as the couple calls it—where they enjoy their morning coffee and watch sunrises, or hang out with

friends. The ceiling's distinctive pattern reminds Kathy of a ship's wheel, which adds to the home's coastal allure.

"We use [that room] year-round ... it's a cozy little nook. It's a nice area to sit with people and have a glass of wine even if it's hot outside or on a cold winter day," says Jim.

Another must-have for the couple was enough bedrooms with en-suite bathrooms to accommodate their sons and their wives. The bedrooms offer yet another area to kick back and relax from a busy day on the water.

The couple are happy that this home is the culmination of their 30-plus years on the lake and plan on making it their full-time home soon.

"I don't know if I can tell you I have a favorite part of this house—I pinch myself every time I look at it," admits Kathy.

"We're just so pleased with every design detail that Kathy [Alexander] designed, and everything that Scott Lowell and [Lowell architect] Todd Cauffman added to it, because they were instrumental in a lot of the little details too. We always wanted to build if possible, and we finally got it, and it took us 30 years," says Jim. 🍷



VINTAGE VINYL® *floorcloths*

A NEW ERA IN FLOORING by spicherandcompany



Pattern 33
Anna's Garden



Vintage Vinyl® is durable and certified non-slip with a signature timeless character. Each pattern has a distinct feel inspired by the past.

Vintage Vinyl® is easy to clean with a damp cloth and water. With proper care, Vintage Vinyl® can be used in outdoor settings, such as a covered porch.

Purchase your Vintage Vinyl® at

**BRICK &
MORTAR**
HOME and OUTDOOR

832 Geneva St. 222 Center St.
262.249.0210 262.249.0530

www.brickandmortarhome.com



A Home With a View

A family-friendly renovation resulted in the lake cottage of one family's dreams.

By Anne Morrissy | Photography by KayserPhotography





Joe and Molly Barber had been married about three years when they decided to take a trip from their Chicago home to a place Molly had spent a lot of time in the summer when she was growing up: Lake Geneva. Joe, a Madison native, had never visited before, but it didn't take long for the area to work its magic on him.

"I absolutely fell in love with Lake Geneva," he says. "I thought it was the most amazing place I'd ever been." Over the course of that first summer, into the fall and even through the winter, the Barbers found they just couldn't stay away.

"Starting in May of 2016 and all the way through the following winter, we spent so many weekends up here," Molly explains. So in the beginning of 2017, the Barbers began searching for a place on Geneva Lake they could make their own.

On their wish list: a low-maintenance home with incredible lake views and a pier (Joe and Molly both share a love for the water and boating). "We were looking for something that needed a lot of work—we wanted a project," Joe says. In May of 2017, their wishes came true when they purchased a home on the south shore of Geneva Lake, just east of Black Point. The home, which had not been updated in many decades,

presented several renovation opportunities. So the day after the closing, the demolition crew from Stebnitz Builders, Inc., in Elkhorn showed up to begin the first phase of renovations to the home.

"We spend a lot of time with every potential client understanding whether or not we're a good fit for their project," explains Chris Stebnitz, owner of Stebnitz Builders. "With the Barbers, we spent several months prior to the demo, just trying to understand what they were looking to do. We ended up working with them to come up with the new layout and design of the house."

The Barbers' top priority was to maximize the view of the lake. "You just feel like you're on top of the water, thanks to the elevation," Molly says. "That's really what we fell in love with."



The first step was to reconfigure the layout of the main living spaces, which included moving the kitchen into what had previously been a bedroom.

After finalizing the purchase of the house in May, the Barbers were eager to get as much of the renovation completed as possible while still being able to enjoy the home that first summer.

"We were anxious because it was May already,"



(Opposite page) The Barbers worked with Bella Tile & Stone in Lake Geneva to create the custom mosaic of Geneva Lake for the wall behind the range. (Left) The bright and open design of the great room was intended to maximize the room's incredible view of Geneva Lake. Nautical touches can be found throughout the home, including the rope detailing on the overhead light fixture, in the coffee table accessories and the child-sized replica wooden boat. (Right, above) The crisp, clean kitchen has thoughtful design details, like the vintage-look faucet.

A Kid-Friendly Escape

While renovating their Geneva Lake home, Joe and Molly Barber discovered they were expecting their first child. Here are a few tips for a family-friendly renovation:

- Replace spiral staircases with traditional stairs.
- Look for spaces to add built-in storage for toys, games and clothes.
- Consider stain-repellent, durable fabrics for furniture (indoor/outdoor fabric by a brand like Sunbrella is great for this).
- Opt for smudge-proof appliances to reduce fingerprints.
- When choosing flooring, consider durability and ease of cleaning.
- Adding bunk beds in kids' rooms allows for plenty of room for sleepovers.
- Choosing dark paneling for the kitchen island will reduce the appearance of scuff marks.



(Above and below) Continuing the bright and airy design into the home's bathrooms, the Barbers chose white cabinets with marble countertops around double-bowl vanities, and marble tiled showers with Kohler rainfall shower heads.

Joe explains. "So the Stebnitz team came in to work on the main living area and demo-ed the kitchen, painted, laid down the hardwood floors ... and then they stopped so we could use it for the summer. At that point, it was a one-bedroom, zero-kitchen, one-bath place." But even while living in the construction zone, the Barbers knew they had made the right choice. "We had a blast that first summer," Molly says.

In the fall, the team returned to complete the renovations, which included converting unused space at the back of the house into two more bedrooms and an additional bathroom. By that point, the Barbers were expecting their first child, which led them to add a lofted area with bunk beds and replace the spiral stairs with a more child-friendly traditional staircase. "The look we were going for was an airy, open lake cottage," Molly says. To achieve this, they painted the interior of the newly combined kitchen/dining/great room a true white, up to the vaulted ceilings. In the kitchen, white custom cabinets and light-colored quartz countertops continue the theme. A dining room table evoking the look of a pier is a nod to the nautical environment just outside their picture window.

The end result is a far cry from the dark and dated house that the Barbers saw when they first

toured the home in 2017. "Kudos to them for seeing the potential," says Stebnitz. "Anybody else might have gone in there and said, 'I can't see myself living here.' But you can't beat that view. Everything else about a home you can change. But you can't change the view."

The Barbers say the view is their favorite thing about the home. "We love walking in the door and seeing how bright it is and seeing the lake right away," Joe says.

This past winter, the couple completed the last lingering project on their list: remodeling the basement and adding two additional bedrooms and one bathroom to fit more family and guests. Today, the Barbers enjoy the home with their 18-month-old son, as they await the birth of their second child this summer. They are thrilled with the way it has turned out. "We're so happy with it," Molly says. "We just love being able to look at the lake all the time." 🐾

Anne Morrissy is a professional writer and editor from Williams Bay who now splits her time between Walworth County and Chicago. She is a frequent contributor to Lakeshore Living and At The Lake.



PIERVIEWS

A LIVE LOOK AT YOUR BOAT

Check lake conditions and get alerts on your phone when someone approaches your boat.

24/7 remote video, sounds and talk back from your boat lift with on and off site recording.

Includes a customized electronics, internet and security camera system with 4x optical zoom powered by a solar panel, attached directly to your boat lift.


ALSO AVAILABLE: custom 50-gallon effortless fuel system for your boat on an electronic wagon



For more information, call 262-215-0514 or visit www.pierviews.com.

CHECK US OUT ONLINE
AND GET SOCIAL WITH US!

lakeshoreliving.com



@lakeshorelivingmag



@lakeshorelivingmag

PLEASE VISIT OUR
DIGITAL PARTNERS

dreamhouse
dreamkitchens

JOEL
POLE

SHAW
REALTY GROUP INC.

JOSH LAVIK
REALTY GROUP

CALIFORNIA CLOSETS™

CRC
Cedar-Roasting Company, LLC



VOTED BEST REALTOR®
IN WALWORTH COUNTY FOR A
THIRD YEAR IN A ROW



"I'm so proud to be part of the Best of Walworth County
for the third year in a row. I love my job." — Margaret Labus

MARGARET LABUS, MANAGING BROKER + REALTOR®

(262) 812-6123 / mlabus@daprileproperties.com / www.margaretlabus.com

d'aprile properties®

104 W. Main St. Fontana-on-Geneva Lake, WI 53125





— AN — *Enchanted* ESCAPE

**A vacation home on
Geneva Lake holds the keys to
the castle for one family.**

By Shayna Mace
Photography by Shanna Wolf

When George and Toni Flaherty want to escape everyday life—they simply have to drive 50 minutes from their Hawthorne Woods, Ill., home up to Lake Geneva. Once they arrive, not only are they transported to a lakefront paradise, but to an estate that feels worlds away—steeped in an Old World European aesthetic.

“The attraction was the castle-like look to it,” says Flaherty. “It was new construction, and updated. We looked at quite a few homes, and many of them needed a lot of work. So, this one was turnkey.”

Enchanting might be the right word for the home, which as Flaherty understands, was built in 2007 with a Disney castle feel in mind by the former owners with Orren Pickell Building Group.

“The previous owners had five young children, and the wife wanted something very similar to Cinderella’s castle,” explains Flaherty. “[It’s loosely based on] that movie, and that’s what they started with.”

Flaherty notes that the third-floor loft was even decorated in a princess theme, and features a fun semi-hidden spiral staircase. (The couple has since changed the décor in that room to a nautical blue and white theme to suit the lake view.)

That incredible historic detail carries throughout the house—most notably right in the home’s turreted stone front entryway, with stairs



"The Flaherty's home is actually one of my favorite houses that we've ever [built]," says Eric Pickell of Orren Pickell Building Group. "It has this feeling of warm grandeur that is very inviting with the large masonry fireplaces. It's a wonderful house to be at in the winter or the summer and enjoy the beautiful lake views."





that spiral up to the second floor. An arched wood front door complements the period-perfect details.

“[The previous owners] wanted an Old World castle feel, which is why we did the stone turret on the front and carried that into the interior where the stairs are actually built into the stone masonry walls of the turret,” explains Eric Pickell, sales and marketing manager with Orren Pickell Building Group. “Then you have windows built into the stone as well on both sides. [This house also has] exposed beam work and a lot of the same stone elements that are on the exterior [were also used] in the interior.”

Adjacent to the front entryway is the library—one of the many showpieces of the home. Featuring a built-in bookcase that takes up one wall, wrought-iron beam details, an opulent light fixture, comfy, traditional furnishings (some of which feature cowhide details) and two sets of discreet sliding doors to keep the room private, it’s a room that George frequently uses to hang out or take business calls in. Peering out the windows he can even enjoy the lake view.

Even though the look of the home is historic, it’s built for present-day, family functionality. A spacious mudroom with cubbies allows the Flahertys and their four adult children to have space to hang their jackets and bags when they visit. A utility table in the center of the room allows for laundry folding (as the washer and dryer are also in here).

It’s connected to the kitchen, which is the nerve center of the home—and a favorite spot of Toni’s. The Flahertys frequently have large family gatherings here—sometimes 40 to 50 people—and the kitchen can accommodate parties with ease with plenty of bar-height seating, an expansive granite-topped island for food prep and a farmhouse table that seats 10 to 12 people. Plus, the kitchen’s double refrigerator, wine fridge, additional icemaker and three ovens mean that there’s always something cooking or chilling to drink.

Everyone can also enjoy each other’s company in the adjacent living room that has a Wisconsin limestone fireplace, traditional furnishings and comfortable throw rugs. Hand-scraped wooden beams echo the cozy feel. Even though the home itself is stunning—the lake view can’t be beat just mere feet away via the expansive floor-to-ceiling windows that showcase the vistas spectacularly. (This house is one of the few in this neighborhood that’s actually on the water, says George).

Upstairs is a quieter, private sanctuary for the Flahertys and their guests. Each guest bedroom features either



(Top left, middle) The kitchen’s traditional warm tones and copper-accented range hood convey high-end luxe—but also that this is a place for family to feel comfortable in. (Top right) The turreted front entry is a stunning greeting for visitors. (Bottom) The Wisconsin limestone fireplace matches the home’s exterior stonework—a detail George says was purposeful.

D|B

Donna Brongiel

AT HOME

Donna Brongiel, Your Real Estate Concierge

Donna specializes in helping guide people to the area and to help them understand lake living, different lake communities and boating solutions. She works with many remote buyers looking to move into the beautiful lakes area!

Donna is the only local agent to hold the prestigious Certified Luxury Home Marketing Designation.

She has an extensive portfolio of resources she has personally used to renovate homes in the area.

Donna is extremely patient with her clients, making the buying and selling process a smooth one.

She has experience in Lakefront, Resort Communities, Lake Associations, Investments and assisting people when they decide its time to downsize.

Looking to learn more about Donna Brongiel, please call or text at 262.581.6554 to assist you with your next move.

www.donnabrongielathome.com | 262.581.6554 | dbrongiel@keeferealestate.com





an en-suite or jack-and-jill bath for total comfort. The Flaherty's grand master suite has lake views from both the bedroom and bathroom—and even a private balcony that they can step out on anytime.

Part of the ornate master bathroom is actually located in the home's second, smaller turret on the back of the home. With his-and-hers vanities, oversize shower and even a beverage cooler, the couple can relax with ease. The pièce de resistance is the porcelain soaking tub in the turret that offers 180-degree views of the water situated below an ornate antique candelabra with glass votives.

"The tub has great views," affirms George.

Of course, when they're hosting large family gatherings, or even smaller dinner parties, the Flaherty's lower level offers more space for everyone to spread out—and even a few spots to have a drink or a carefully chosen glass of wine. The custom bar with curved detail (located at the bottom of the home's smaller turret) has a flagstone surround and is a cool, period-perfect place to have a drink and relax.

"We didn't change anything here—it's a great bar. I loved how they [placed it in] the turret [with] the stone [detail]. They really utilized that turret as a neat feature on all three floors," says George.

If there's another part of the home that's the crown jewel, the couple's custom wine room would be it. Located in the turret in the front of the home and completed by the Orren Pickell Building Group in 2017, it's George's favorite spot in the house. The temperature-controlled space can hold up to 1,000 bottles of wine that the couple have picked up in Italy, Spain, California and the Northwest. A bar-height table with chairs is a convenient spot to open bottles and hold tastings.

"We wanted to reflect the features from throughout the home, so we used lights that look like torches and the stone detail to make the room a cellar itself," says George. "[My friends] like the ambience and they like hanging out in here. I have trouble getting them out of here!"

And of course, that was also the Flaherty's vision for the home—that others could treasure it with them.

"This is a really great place to share with family and friends. It's a nice thing to be able to [experience] it with other people," says George. "We don't look at this [house] as something that's ours to hold on to—it's ours to let other people experience it and share with them too." 🍷



(Top left) The vintage bird prints that hang in the couple's master bedroom perfectly match the home's European feel. (Top right) The soaking tub in the master bathroom is a true sanctuary and is located at the top of the turret. (Bottom) The home's exterior features Wisconsin limestone and stucco, a slate roof and copper balconies.

(262) 275-5222

www.jerrysmajestic.com

Jerry's MAJESTIC MARINE

BOAT SALES | SERVICE | RENTALS | STORAGE

REGAL
BOATS

GW
GRADY-WHITE

Premier
Pontoon

BRIG
INTELLIGENT DESIGN

- ★ New and Used Boat Sales 19'-45' ★ Fully Equipped Service & Storage Facility
- ★ Bowriders, Pontoon Boats, RIB Inflatables, Center and Dual Console Fishing Boats
- ★ Factory-Trained Technicians ★ Complete Ship Store ★ Detailing and Fiberglass Repair

SHOWROOM

453 Madison Street
Walworth, WI 53184
(262) 275-5222

SERVICE CENTER

N1599 Maple Ridge Road
Lake Geneva, WI 53147
(262) 248-6128

RENTALS

352 Lake Street
Fontana, WI 53125
(262) 275-5222

www.jerrysmajestic.com





BOAT DAY: Taken on July 4, 1916, this image shows Catherine (Kate) Bartholomay (1899-1991) on the pier at Black Point Estate & Gardens, the vacation estate her grandfather (and Chicago beer baron) Conrad Seipp built in 1888.

PHOTO COURTESY OF THE WISCONSIN HISTORICAL SOCIETY (IMAGE ID 117874)

Cabinet Designer:
Joyce Zuelke, CKD

Interior Designer:
Judy Bethel

Photo:
Shanna Wolf

Builder:
Tracy Group

Cabinets by



VOILÀ! PERFECTION

Visit Our Showroom Today & Be Inspired For Tomorrow

SHOWROOM HOURS Mon–Fri: 9am–4pm; Sat: 9am–2pm **OPEN TO THE PUBLIC**



GENEVA
CABINETS



201 Geneva National Ave. S, Lake Geneva, WI
www.genevacabinet.com | 262.245.9600



ORREN PICKELL
DESIGN | BUILD | REMODEL

Wood·Mode[®]
FINE CUSTOM CABINETRY

262-583-6817 | PICKELLBUILDERS.COM

DESIGN/BUILD • CUSTOM HOMES • REMODELING • KITCHEN & BATH DESIGN • CUSTOM CABINETRY