

# Lakeshore Living

IDEAS AND INSPIRATION FOR YOUR LAKE COUNTRY HOME

## *A Warm Welcome on the Water*

*Luxe, Yet Livable Style on Nagawicka Lake*

**NEW!**  
**Transformation**

*From Cramped  
Kitchen to  
Dream Room*



Meet Five  
Remarkable  
Women-Owned  
Businesses

What to Seek  
**(and Skip)**  
in Smart  
Home Tech

*Style*

Meet Your Color  
Must-Haves  
*(See Page 21!)*





THREE GENERATIONS & CUSTOM BUILT WITH PRIDE

FROM A RUSTIC LODGE HOME, TO A COASTAL LAKE HOME, TO AN ULTRA-MODERN.

CUSTOM HOME BUILDERS AND REMODELERS

BUILDING RELATIONSHIPS ONE CLIENT AT A TIME.



RUEBL BUILDERS, LLC • 262.594.5765

[WWW.RUEBLBUILDERS.COM](http://WWW.RUEBLBUILDERS.COM)







# Your Cabinetry Superstore

Visit our showroom today!

dreamhouse  
dreamkitchens

3700 Hillside Dr | Delafield, WI 53018 | 262-646-5606

[www.dream-kitchens.com](http://www.dream-kitchens.com)



features

40

A Warm Welcome  
on the Water

A gorgeously-appointed Nagawicka Lake home has luxe, yet livable, style.

48

Modern  
Minimalism

The architecture in a Lake Keesus home shines—along with its view of the water.

58

On Lake  
Time

An Okauchee Lake residence feels like a vacation every day.

departments

6 From the Editor  
How travel influences our work.

DESIGN

9 The Edit | *Pick Your Outdoor Style*  
Indoor living moves outdoors with these fun design details.

14 Inspired Interior | *Very Versatile*  
Layering in neutrals in fabrics, paint and more creates an elegant and timeless feel.

16 NEW! Transformation | *From Cramped to Classically Elegant*  
A complete kitchen makeover yields a more functional, entertaining-friendly space.

THE LOOK

21 Style | *Pick Your Pattern*  
Summer's fresh crop of prints make a bold statement.

24 Trending  
Meet an inspiring Oconomowoc maker, and where to shop now.

26 Stylemaker  
Arch's Cera Fass talks owning a business, beauty and blowouts.

AT HOME

28 Gatherings | *Party Like the Pros*  
Expert tips on how to throw a stress-free shindig.

31 Lifestyle | *Bringing the Outdoors Inside*  
Create a backyard oasis with comfortable finishes, functionality and style.

36 The Workbook | *Blending Form and Function in a Well-Designed Home*  
Make these tweaks to your home's interior for subtle, stylish results.

38 Technology | *What to Seek (and Skip) in Smart Home Technology*  
The latest in what's new, what's outdated and what to forgo.

66 Last Look  
Revisiting some Lake Country history.





**Craftsmanship. Expertise.  
Innovation. Trust.**



Our mission is to serve all customers with distinguished service and integrity, providing your family with an enjoyable, exciting, and transparent building experience. We provide high quality building materials, exceptional craftsmanship & smart home technologies that go beyond the standards of most builders to ensure a comfortable & superior living experience.



**Visit An  
Open Model**

#### **Model Showings**

Saturdays & Sundays 12-4PM  
Or Contact For Appointment  
Closed Holiday Weekends

#### **Contact Us**

Web : [www.AndersonHomesWI.com](http://www.AndersonHomesWI.com)  
Email : [Info@AndersonHomesWI.com](mailto:Info@AndersonHomesWI.com)  
Phone : (262) 746-9999





## Travel Takeaways

For me, travel is refreshing in so many ways. I love visiting new places and gleaning inspiration from the sights and sounds that surround me. (And it sure helps to take a break from our cold winters for a bit!) Another thing I always seek out during travel is eating a meal, taking a walk or enjoying the sights along a body of water—whether it's on an ocean or a lake. For me, water is hugely soothing and one of my favorite scenic spots.

Luckily, the best season to be on the lakes is here, so no travel is required. Boat rides and lazy days in the water, here we come! And in this edition, we're bringing you more ways you can enjoy your home—in and out of the water. Like Kristine Hansen's "Party Like the Pros" piece on page 28 which is full of expert advice for prepping for all of your summer soirées. Photographer and stylist extraordinaire Shanna Wolf conceived our "Pick Your Outdoor Style" spread with five(!) different themes with cool backyard and patio accessories that'll step up your outside style game. See all of her picks on page 9. And if you love room makeovers, you'll appreciate our brand-new Transformation feature on page 16, where we showcase a fabulous before-and-after project. Our inaugural feature kicks off with a dated, 1980's kitchen that got a complete overhaul—and is now a high-

end, classically elegant space that has function and flow.

And if you want to tour more gorgeous lakefront homes—we've got that covered, too. Check out a cool, contemporary Lake Keesus residence; an adorable Okauchee Lake getaway; and our cover story, an East Coast-inspired Nagawicka Lake home that's beautifully appointed.

Thank you for reading! If there's ever a topic you're interested in seeing in our pages, don't hesitate to drop me a note. And if you or someone you know has a home that would be great to feature within our pages, please email me at [Shayna@ntmediagroup.com](mailto:Shayna@ntmediagroup.com).

Enjoy the lake!

Shayna Mace, Editorial Director  
[@shaynamace](https://www.instagram.com/shaynamace)

---

## Seen on Instagram

Do you follow [@lakeshorelivingmag](https://www.instagram.com/lakeshorelivingmag)? If not, follow us today! We post bonus pictures of homes we feature and what's happening in our world.





# welcome home.



Proud Partner of  Since 1988  
**ZUERN**  
BUILDING PRODUCTS

  
**Bartelt**  
The Remodeling Resource

[www.barteltremodel.com](http://www.barteltremodel.com) | 262.646.8020



# designXchange

UPSCALE ~ SOPHISTICATED ~ UNIQUE

Home Décor Consignment



designXchange is your source for your decorating needs, whether you're looking for the perfect piece to compliment your existing décor or if you're ready to make a major change and need a place for new ideas. New items arrive daily from consignors, artists, and specialty vendors. We have the best quality merchandise at prices well within budget.

**600 Hartbrook Drive Hartland 262-367-1010**  
**175 Main Street Pewaukee 262-746-9477**

**www.designXchange.biz**

## Lakeshore Living

IDEAS AND INSPIRATION FOR YOUR LAKE COUNTRY HOME

### PUBLISHER & EDITORIAL

#### PUBLISHER

Barbara Krause  
bak@ntmediagroup.com

#### VICE PRESIDENT OF PUBLICATIONS

Becky Peck  
bpeck@ntmediagroup.com

#### EDITORIAL DIRECTOR

Shayna Mace  
shayna@ntmediagroup.com

#### ART DIRECTOR

Kayla Collins  
kjc@ntmediagroup.com

#### GRAPHIC DESIGN

Kayla Ermer  
kerner@ntmediagroup.com

Chris Livieri

chris@ntmediagroup.com

### SALES

#### ADVERTISING ACCOUNT MANAGERS

Cindy Smith  
csmith@ntmediagroup.com  
262-215-2997

Dena Frisch  
dena@ntmediagroup.com  
608-220-2120

Deann Hausner  
deann@ntmediagroup.com  
262-903-9000

#### ADVERTISING COORDINATOR

Julie Schiller  
julie@ntmediagroup.com

#### ACCOUNTING

Danielle Stachowski  
dms@ntmediagroup.com

Lakeshore Living magazine is a publication of Nei-Turner Media Group, Inc. Gary E. Nei, Chairman; William Turner, President, Barbara Krause, Publisher. 400 Broad St., Lake Geneva, WI 53147.

Complimentary copies of Lakeshore Living are available at advertiser locations and select businesses. To order a copy by mail, send \$6 to the address below, or call 262-729-4471.

To receive email updates about Lakeshore Living magazine, send your email address to shayna@ntmediagroup.com.

Lakeshore Living magazine is published twice yearly by Nei-Turner Media Group, Inc., 400 Broad St., Unit D, Lake Geneva, WI 53147.

**COMMENTS?** We welcome your inquiries. Email us at shayna@ntmediagroup.com.

**FOR ADVERTISING** rates and information, call 608-220-21200, or dena@ntmediagroup.com.

Visit our website at lakeshoreliving.com.

No portion of this magazine may be reproduced without prior written permission by the publisher. ©2019 Nei-Turner Media Group, Inc. All rights reserved. Prepress services and printing by LSC Communications, Pontiac, IL.

Unsolicited material must be accompanied by return postage. Lakeshore Living magazine assumes no liability for damage or loss.

 NEI-TURNER MEDIA GROUP



# PICK YOUR Outdoor Style

*Indoor living moves outdoors with  
these fun design details.*

Styling and photography by Shanna Wolf



## Coastal Chic

**We've got the blues—in a good way—with these ocean-inspired picks.**

(Clockwise from top left) Outdoor Solana Seagull octagonal umbrella, \$900, **Arhaus** (photo courtesy of Arhaus); Thomas Fuchs Creative melamine dinnerware plate, \$60 (includes place settings for four), **bedbathandbeyond.com**; All weather wicker Vilamoura outdoor egg chair, \$350, **World Market**; Collins outdoor navy stripe 5x8 rug, \$720, **Arhaus**; Safavieh ceramic garden stool, \$120, **Lowe's**; lake house hooked pillow, \$39, **Vintage Barn Chicks**; Sunbrella Pacific Stripe outdoor pillow, \$25, **Crate & Barrel**; Wyatt outdoor lantern, \$125, **Arhaus**; Capri Outdoor Pouf, \$89, **Arhaus**; and Polywood Presidential Aruba rocker, \$257, **The Home Depot**.





### Beautiful Bohemian

(Clockwise from top left) Additri 6x9 outdoor rug, \$360, **Arhaus**; Janice enamel wood serving bowl, \$30, **World Market**; Sevilla outdoor swivel chair, \$700, **Arhaus** (photo courtesy of **Arhaus**); Sunbrella indigo tile outdoor pillow, \$65, **World Market**; snake plant pillow, \$29, **West Elm**; and Santa outdoor lantern, \$108, **Arhaus**.



### Modern Minimalist

(Clockwise from top left) Girona gray strap outdoor chair, \$340 (set of 2), and black metal wire lantern, \$30, both from **World Market**; striped 3x5 rug, \$65, **Vintage Barn Chicks**; white and black striped lumbar pillow, \$34, **The Homestead at Lynndale Farms**; fiber clay square planter, \$42, **The Coop at Lynndale Farms**; garden stool, \$285, **Arhaus**.



### Southwest Flair

(Clockwise from top left) Root outdoor coffee table, \$720, **Arhaus**; Geo Reflections 8x10 outdoor rug, \$250, **West Elm**; birch pot, \$24, **The Coop at Lynndale Farms**; light gray log outdoor fire table, \$675, **Arhaus**; woven arrow striped outdoor pillow, \$35, **World Market**; and 222 Fifth Sea Splash melamine dinnerware set, \$47.99 (includes place settings for four), **Bed Bath & Beyond**.



### Tropical Treasures

(Clockwise from top left) black bamboo lantern, \$40, **World Market**; Ombre Pop 8x10 outdoor rug, \$299, **West Elm**; Sunbrella palm leaf outdoor pillow, \$65, and Santiago fruit outdoor pillow, \$25, both from **World Market**; and Brooks outdoor end table, \$270, **Arhaus**.





*From Lakeshore to Traditional to Contemporary*  
We build YOUR home for you!

CUSTOM HOMES • 25 YEARS EXPERIENCE  
DESIGN/BUILD, LAKE HOMES, LAND SELECTION  
HIGH QUALITY • UNIQUE

ANTHONY FEDERSPILL: TONYATB1@GMAIL.COM

262.367.8884

ANTHONYTHOMASBUILDERS.COM







[californiaclosets.com](http://californiaclosets.com) 800.274.6754

FINANCING AVAILABLE – 12 MONTHS SAME AS CASH





© 2019 California Closets Company, Inc. All rights reserved.

# CALIFORNIA CLOSETS®

Custom solutions for better living





### Very Versatile

Layering neutrals through fabrics, paint and furniture creates an elegant and timeless feel to any room. Designer Shelley Johnstone Paschke of Shelley Johnstone Design, designed this incredibly chic and stylish dining room, shown above.

"Fabric-adorned walls, linen-printed drapery treatments and vintage Chippendale-style rattan chairs add warmth and a more casual feel to the space. I chose these elements to create a timeless room that is inviting and beautiful," says Johnstone Paschke.

Personally, I like to design neutral spaces with pops of color through accessories that are anything but boring. The end result is an elegant room that will never go out of style.

—Alexandra Wood, owner of Alexandra Wood Design (@alexandrawooddesign)

### PATTERN PLAY

Small doses of punchy colors and bold prints add an unexpected layer when paired with classic neutral patterns.

1—Schumacher Brentwood Stripe in Neutral, fschumacher.com

2—Schumacher Lotus Garden in Jade, fschumacher.com

3—China Seas Java Grande in Tan on Tint, quadrillefabrics.com

4—Samuel & Sons Rhodes Épinglé Velvet Border in Raspberry, samuelandsons.com



### — SHOP THE LOOK —

Caitlin Wilson  
Sofia rug in sand,  
starting at \$225,  
caitlinwilson.com



Dayna side chairs  
in natural oak,  
\$629 (set of 2),  
ballarddesigns.com

Blue and white 9"  
Landscape jar, \$85,  
onekingslane.com



Natural bamboo  
flatware, \$60 (set of 5),  
potterybarn.com

### Hue Cues



**Manchester Tan**, Benjamin Moore (HC-81): A favorite go-to soft neutral, this color is an easygoing beige that works well with many undertones.



**Revere Pewter**, Benjamin Moore (HC-172): This paint remains a top pick by designers because of its warmth and adaptability in a space.



**Borrowed Light**, Farrow & Ball (#235): Complement your neutral walls with a painted ceiling! Dubbed the perfect light blue, this color works well in rooms with natural light and is hands-down a favorite for interior ceilings.





TILE | STONE | COUNTERTOPS | WALLCOVERINGS | ARCHITECTURAL SALVAGE  
609 Milwaukee Street, Downtown Delafield | 262.303.9032



**GROUND AFFECTS  
LANDSCAPING, INC.**

PROFESSIONAL DESIGN AND INSTALLATION

262.593.8400 • [groundaffectslandscaping.com](http://groundaffectslandscaping.com)

## AWARD WINNING DISTINCTIVE LANDSCAPING

An award-winning, design-build landscaping company, with a reputation for superior craftsmanship and outstanding customer service. Serving residential and commercial clients; able to accommodate projects of all shapes and sizes.



# From Cramped to Classically Elegant

A complete down-to-the-studs kitchen renovation yields a more functional, family-friendly space with loads of high-end details.

By Shayna Mace | Photography by Doug Edmunds



**WHEN KRIS AND WILLIAM BILTY** decided it was time to update their Delafield home's kitchen, they knew exactly where to turn to—Kris's company, Renaissance Design & Renovation. The company is a boutique design/build firm specializing in renovations from Lake Country to Milwaukee's North Shore.

Since the Biltys loved their home's location close to downtown Delafield, moving wasn't an option, so they decided to revamp the entire house, starting in March of 2017. They chipped away at all of their to-dos in the 1980's-era

home—from redoing the master bathroom to the downstairs mudroom—and everything in between. Then it came time to tackle the closed-off, dated kitchen.

"The kitchen was really the hub and the focus of [our] renovation. It was so outdated," says Kris. "In the flow of the [old] kitchen, when you opened up the refrigerator it blocked off the passageway because there was a peninsula. Also, the upper cabinets above the range blocked your vision to look into the family room.



Before, the closed-off footprint plus two sets of patio doors in the kitchen's eat-in area made the space tight and closed off from the family room (*bottom right*). The Biltys solved that by closing off the doors and replacing them with custom arched windows and taking out the walls and peninsula that separated the kitchen and family room (*bottom left*) and placing the 10-foot-long island in its place (*top image*).



It was very poorly laid out. The island was very small—just two by three feet. So, it didn't have good flow for entertaining—it was disjointed."

Kris started working with her business partner Jody Ryg (who has an architecture degree) on a new layout, which included closing off two sets of patio doors in the eat-in kitchen area and turning them into windows, and knocking down the few walls that separated the kitchen from the family room. They bumped the entire space out two feet to the south and two feet to the west to allow for cabinetry along the perimeter of the revamped space as well as a generously-sized 10-foot-long island.

Once the plans were finalized, the Biltys painstakingly selected materials to suit their




Shown (left) is the old kitchen's peninsula and upper cabinetry that separated it from the family room. To the left was the eat-in area with a ceiling that extended 12 feet high. Kris had that portion of the ceiling brick-barreled with bricks from Milwaukee's old Pabst Brewery, which brought it down to 11 feet (right).



**CHECK US OUT ONLINE  
AND GET SOCIAL WITH US!**

*lakeshoreliving.com*



@lakeshorelivingmag



@lakeshorelivingmag

**PLEASE VISIT OUR  
DIGITAL PARTNERS**

**dreamhouse**  
dreamkitchens

**JOEL**  
POLE

**SHAW**  
REALTY GROUP

**JOSH LAVIK**  
REALTY GROUP

CALIFORNIA CLOSETS™

**CRC**  
Cedar Roofing Company, LLC

BEAUTIFUL WATERFRONT LIVING ON PRIVATE WOODED LOTS ONLY 30 MINUTES FROM MADISON

**Shire  
Wood**

- 174+ feet of water frontage
  - 2 to 13+ acre lots
- Shire-Wood.com



**BRANDON GROSSE** 119 W. WASHINGTON AVE MADISON, WI 53703  
 ☎ 608.256.4566 📠 608.577.9860 ✉ Brandon@AccordRealtyMadison.com 🌐 SellingDane.com



new space, which they wanted to have an Old World, traditional feel to reflect William's love of antiques—as well as flow with the rest of the reimagined home that also had warm tones and a classic look.

Kris chose cabinetry from Renaissance's private custom cabinetry line that's hand-crafted by the Amish in southern Illinois. The perimeter cabinets are painted in a warm cream shade and glazed in a vintage finish. (The cabinet's interiors are walnut—a luxe, unexpected touch, notes Kris). The refrigerator and stove are even flanked with gorgeous twisted pilaster details—yet another Old World touch. The island's base is made of dark alder wood to add dimension to the room. The countertops are a mix of cream Caesarstone quartz on the perimeter and Serenity granite on the island. The Sub-Zero refrigerator is cleverly disguised behind cabinet doors, and a Wolf microwave drawer and refrigerator drawers are tucked into the island for even more functionality.

The pièce de résistance for Kris is the Wolf duel range with custom-carved wood border (done by White River Wood Products) and the intricate, patterned 3D tiles behind the stove—which are actual apple blossoms and lilacs from the Billy's

property that were pressed into the clay to create the tile pattern, done by Terra Domus Tile out of Bay View. The incredible detail also extends to the kitchen's hand-troweled walls (finished in a mix of three glazes, by Jennifer Innes of Brookfield's Sparrow Design LLC), the handmade, wrought-iron light fixtures (commissioned by Kris through a designer in Los Angeles), and the 11-foot-high brick-barreled ceiling, with veneered, reclaimed Cream City bricks from Milwaukee's old Pabst Brewery.

The incredible level of detail and design is not only unparalleled—it was a total labor of love for Kris to work on her own home. She even uses the kitchen as a “second showroom” (in addition to Renaissance's Elm Grove location) for clients to view the company's work, too. But for Kris—it all came down to having an inviting, functional and stylish space for her family to gather in.

“The new kitchen layout is so open and user-friendly that we can have 25 to 30 guests over while entertaining and it's not crowded,” says Kris. “With all of the incredible custom details throughout the space, this kitchen truly is a work of art. Every day we are so blessed to be welcomed by it.” 🍷



The couple ripped out a desk that was in the kitchen's corner and replaced it with cabinetry fitted with antique mirrors that hold the couple's barware, pantry items and a Wolf steam oven.



## LAKE COUNTRY'S PREMIER EVENT VENUE

The Carriage House is the perfect unique venue for entertaining you and your guests. Let us do the hard work to give you complete flexibility in orchestrating the perfect celebration!

[www.carriagehouseatlaclabelle.com](http://www.carriagehouseatlaclabelle.com)

262 714 4331





PRESENTED BY:

**BRAVA**  
MAGAZINE

You're invited!



# Madison Women's **EXPO**

Explore, Engage, Experience...Enjoy!

**Gather your girlfriends to attend the Madison Women's Expo!**

*Craft Bar • Shopping • Fitness Classes • Spa Services • Beauty Pavilion*

**NOVEMBER 23 & 24, 2019 • 10 A.M. - 4 P.M.**

**ALLIANT ENERGY CENTER**

**MADISONWOMENSEXPO.COM**

DOOR TICKETS \$10 - ONLINE TICKETS \$7

Thanks to our Sponsors:







# Standout Style

Twigs | Wisconsin's best-kept style secret

Madison's most-loved boutique has finally made its way to Milwaukee, and if you haven't yet discovered it for yourself, *you're gonna want to get in on this.*

Twigs is where you find some of your favorite tried and true brands like Vince, Frank & Eileen, Mother Denim, Scotch & Soda, A.L.C., Canada Goose and more, and where you can discover a unique array of the best upcoming names in fashion. You'll fall in love with something fresh and new every time you stop in.

Twigs does the heavy lifting for you, weeding out the ordinary and delivering a distilled mix of standout style pieces, casual, statement, and special occasion jewelry, of-the-moment handbags and footwear, as well as the best denim assortment you'll find in Wisconsin. Even better, it's all beautifully curated in a locally owned shop known for its top notch style sensibility and superior customer service.

  
twigs

*locally owned since 2002*

AG  
A GOLD E  
A. L. C.  
ANNA BECK  
ATM  
BAILEY44  
BARBOUR  
CANADA GOOSE  
CITIZENS OF HUMANITY  
CUPCAKES & CASHMERE  
EQUIPMENT  
FRANK & EILEEN  
JOIE  
L'AGENCE  
MOTHER DENIM  
RAG & BONE  
SMYTHE  
TED BAKER  
THEORY  
VERONICA BEARD  
VINCE  
VINTAGE DESIGNER  
ACCESSORIES

the Corners of Brookfield  
BROOKFIELD, WI

Hilldale Shopping Center  
MADISON, WI

shoptwigs.com



# PICK YOUR Pattern

Summer's fresh crop of prints  
make a bold statement.

Styling and text by Shayna Mace

Photography by Shanna Wolf

## Slick Stripes

Pull together an instant outfit with this nautically-inspired T-shirt dress with lace-up detail. Throw on a straw hat, woven handbag, cute bracelets, perforated sneakers and blush-colored shades and you're picnic (or party) ready in no time.

Frñch stripe shift dress, \$59, and straw hat, \$24, both from **Homebody**; Loeffler Randall Mallory woven handbag, \$295, **Twigs**; Tell Your Tale bracelet set, \$10.95, and Blue Planet Aron sunglasses, \$45, both from **Mission Road Boutique**; and Vince Blair sneakers, \$195, **shoptwigs.com**.



Romantic  
Florals

Chic  
Stripes

Gorgeous  
Graphics

Be bold!

The perfect  
grab-and-go  
clutch!

**ROMANTIC FLORALS** (from top) Hayden Joie floral dress, \$44.95, **Fray Boutique**; Skies Are Blue Pretty Little Things tank, \$33.95, **Mission Road Boutique**; Vince Tossed Poppy pleated blouse, \$295, **Twigs**; Homebody The Caroline dress, \$59, **Homebody**; Ted Baker Polayo sheath dress, \$315, **Twigs**; By Together Gypsy wide-leg pants, \$58.95, **Fray Boutique**; Joyn Bliss wallet clutch, \$49, **Mission Road Boutique**; and Sbicca Vintage Collection Upton espadrille mule, \$64.95, **Fray Boutique**.

**GORGEOUS GRAPHICS** (from top) Elan maxidress, \$68.95, **Mission Road Boutique**; handwoven Carly tote, \$69, **Homebody**; neon embroidered jacket, \$39, and Homebody long-sleeve geo top, \$39, all from **Homebody**.

**CHIC STRIPES** (from top) Barbour Littlehampton dress in navy, \$79, **Twigs**; Skylar + Madison The Capri pant, \$58.95, **Fray Boutique**; Homebody striped jumpsuit, \$69, Homebody vibrant stripe dress, \$39, and Velvets tassel tunic, \$44, all from **Homebody**.

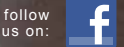


# FALL IN LOVE

## With Your Home Again



Kitchens | Baths | Lower Levels | Additions | Whole House & More!



Home is where you make memories, entertain friends, and unwind from a busy day. We understand that "home" has a different meaning for every person, and we're committed to helping you create an environment that will add functionality to your home and inject your personal style.

No matter what your dream of "home" is, we'll work diligently to bring it to life and provide you with an experience that exceeds your every expectation.



Call today to get started! **262-853-8180** | [victoryrenovationsllc.com](http://victoryrenovationsllc.com)



## Meet the Maker



## A Sudsy Tale

Like many makers, Kim Perik's **South Street Soapworks** started as a side hustle. For 22 years Perik worked in marketing and graphic design for a local furniture company, but in 2011, the company went out of business. For a few years after that, Perik freelanced for clients. On a fateful April day in 2014, a friend invited her over to try soapmaking.

"I walked away [from that] and said, 'well this is interesting.' With my marketing background I started thinking it would be neat to design my own logo and start a company and be creative. And the whole [soapmaking] thing is just using simple, natural ingredients—you can use three ingredients and make amazing soap."

Perik started making soaps by request for friends and customers and selling at the Oconomowoc Farmers' Market. Just a few short months later in August of 2014, she pursued South Street Soapworks full-time. The business's name comes from where Perik lives and works—on South Street—in Oconomowoc.

Perik's product line is quite extensive and includes soaps, lip balms, shampoo, lotion and shaving bars, bath bombs and deodorant. Her "natural, time-honored" ingredients include culinary-grade coconut, olive and castor oils, fragrance oils, tallow and even charcoal. She also grows some of the herbs she uses in her products, like rosemary and lemon verbena.

"It was a natural evolution to round out my product line for people who were asking me for things with natural, simple ingredients. And I believe in being as natural as possible," says Perik.

South Street Soapworks can be found at several shops in Wisconsin, including a few in Lake Country, such as Fray Boutique and The Good Stuff in Oconomowoc, and Roost Mercantile in Pewaukee. Also find her at the Oconomowoc Farmers' Market on Saturdays from 8 a.m. to noon (through October 26).



"I love being at the farmers' market and hearing stories from different people about how much they love the soaps and lip balms and the impact it's having on their skin and their life," says Perik.

Next up for the company is crafting private-label soaps, lotions and lip balms for 3 Sweets Bakery in Campbellsport. Scents will include blueberry muffin and lemon pound cake and will be available starting in August. The items will also be sold with 3 Sweets Bakery items at Annie's Fountain Cafe in Fond du Lac as well.

[southstreetsoapworks.com](http://southstreetsoapworks.com)

## Shoppist



## Local in Lake Country

When Sarah Fitch opened **Décor Adore Boutique** in Hartland in 2014, it was an extension of her already-successful interior design business, Lake Country Interiors. But to Fitch, opening her home goods and design shop serves more than just the purpose of being able to meet with clients here—she thrives on greeting customers and finding the best items to show them. The tangible, touch-and-feel aspect of shopping can't be replicated online, she says.

"We're unique and we have a creative flair like no other," Fitch says. "Customers feel good here—and we're passionate about what we do, so it's a very inspiring environment."

Her downtown Hartland location houses home décor, accessories, candles, jewelry, furniture, art—and much more. Fitch prides herself on having "reasonable" prices and items that shoppers can't find anywhere else. Store vignettes are carefully arranged and the entire shop has an easy-breezy, trend-forward appeal—like in the adorable fringe-adorned throw pillows, apothecary bath and body items, and dried, pressed-flower wall hangings.

Fitch also carries a heavy assortment of gift items and she loves her customizable, lake-themed pieces (like a pillow that says "Go jump in the lake" and other area-specific treasures). She also commissions local artists like her daughter Emily Fitch and Marilee Shepard to do custom paintings for her shop—and for her design customers, too.

Living back in Hartland after residing in Chicago for 30 years has been amazing for Fitch, who's also the mom of four adult children: "My dream was to be back in Lake Country because I love it here," she says. "The important part of having this store is creating a vibrant atmosphere in downtown Hartland. It's a win-win for everybody to shop local—and I'd love Hartland to be a destination."

**Décor Adore Boutique** 139 E. Capitol Dr., Hartland, 262-369-5777. [decoradoreboutique.com](http://decoradoreboutique.com)





**VICTORY**

HOMES OF WISCONSIN, INC.

DISTINCTIVE DESIGNS.  
SUPERIOR CRAFTSMANSHIP.


# HANDCRAFTED HOMES, LIFELONG RELATIONSHIPS.

As a preferred custom home builder in the Madison and Milwaukee markets, and the Metropolitan Builders Association's 2018 Builder of the Year, we take heart in delivering handcrafted homes that embody the beautiful surroundings of the communities we build in. Our team's passion ensures that each home is built with extraordinary care, and each promise is delivered. Our Customer Care Process ensures that when we deliver the keys to the new home, we leave a lifelong friend.



————— *Building Custom Quality Homes in Wisconsin Since 2003* —————

[VICTORYHOMESOFWISCONSIN.COM](http://VICTORYHOMESOFWISCONSIN.COM) | 866-705-7000



FOLLOW  
US ON:





# Ten Minutes With CERA FASS

The Madison native and Arch owner shares how she brought the upscale cosmetics boutique and blow-dry bar to the Third Ward.

By Shayna Mace

## What brought you to Arch after working in the cosmetology and hair styling fields in downtown Chicago?

I went to cosmetology school with Betsy Branca, the founder of Arch. She opened the first location in Rockford in 2011. I bought in and joined the company when the Chicago shop opened in hopes that we would open a store in Madison someday. After [our] Madison [boutique] was up and running in 2015, we started looking into the Milwaukee area and it fell into place [to open one here] this past November. That's been a vision since we opened.

We try to keep it boutique—we're not a fan of the "commercial" feel. There's walkability and foot traffic with our stores. Our [Milwaukee] boutique is a really beautiful space, with windows everywhere and lots of natural lighting.

## Opening brick-and-mortar shops is refreshing in this day and age of online shopping. Why did you and Betsy decide to go this route?

We're both very driven, and I'm a risk-taker myself. We see it as more of an opportunity than a risk. What's different about us is that we're locally owned—there's no franchising. With our four stores, it's very manageable for [Betsy and I], and our other business partner, Emma Brearly.

## What's special about the products that Arch curates and the services you do?

We're adamant about our products being natural—a lot of them are natural or organic. We



carry a selection of products with different price ranges so there's something for everyone. And, a lot of them are [items] you can't find just anywhere. We do try all of our products too.

We also focus on express services. So, makeup application, full facial waxing with a focus on brows, eyelash and eyebrow tinting, lash lifting, blowouts and hair styling, hydrafacials and express facials, and BOTOX, Sculptra and Kybella injections. We've also started BI2 injections too which can help with stress, anxiety ... and energy.

## What brands are you most excited about?

Chantecaille is one of the main

ones. They are a philanthropic brand, so many of their products will be paired with an animal foundation and part of the proceeds will go to that particular animal foundation. Also Omorovicza and Eminence for skincare, Laura Mercier and Kevyn Aucoin for makeup, and Oribe for hair are brands that can be hard to find. A few of our lines we worked with them for years before we were allowed to carry them.

## Why do you like working in the beauty industry?

I love the clients—everybody is here to feel beautiful, and they're always in such a great mood. It's rewarding to help with that process. 🐾

*I really, really love Twigs. I wish I could shop there all of the time!*



*We sell Ambre blends like hotcakes. It's a female-owned company out of Indianapolis. She makes organic perfume oils and deodorants. They're great because they mix with your natural chemistry, and it smells different on everybody.*

*Kevyn Aucoin's Emphasize Eye Palette in Focus is my favorite—I wear it almost every day.*



*Our Chantecaille Waterproof Eye Definer pencils are amazing. I use them on probably every client—they're waterproof, smudgeproof and super fun to work with.*

*I am in love with Omorovicza's Midnight Radiance Mask. It's hydrating and exfoliates at the same time, but it's a gentle exfoliation. You wake up and your skin is just glowing.*





REALTY EXECUTIVES LAKE COUNTRY  
SALES LEADER SINCE 2007



**REALTY  
EXECUTIVES**

INTEGRITY



REALTRENDS

**AMERICA'S BEST**

REAL ESTATE AGENTS



**\$850,000**

**N32W29525 Woodridge Ct. Delafield, WI**  
4 Beds | 3.5 Baths | 3,700 Sq. Ft. | 1 Acre

**Stunning Horwath-built home on a prime cul-de-sac 1-acre lot** abutting wooded common area & environmental corridor. 2-story great room with floor-to-ceiling stone fireplace & wall of windows overlooking private yard. 8' grand entry doors. Kitchen with oversized granite island, Wolf appliances: Sub-Zero refrigerator, 6-burner gas cooktop, double oven, Wolf undercounter wine storage, wet bar & walk-in pantry. Main-floor suite is perfect for guests! Large home office & formal dining on main with shoulder-height wainscoting. Large mudroom/drop zone with heated tile floor. Upper level offers a second Master bedroom suite with oversized walk-in closet & tray ceiling. Stunning upper master bath with heated tile floor, large tiled walk-in glass shower+tub. Convenient 2nd floor laundry.



**\$669,000**

**W245N4780 Swan Rd. Pewaukee, WI**  
4 Beds | 2.5 Baths | 7.5 Car Garage | 24.6 Acres

**Rare find in Pewaukee School District!** 4 bedroom 2.5 baths on 24.6 beautifully wooded acres. Updated kitchen and baths, inground pool, 3.5 car attached garage plus large outbuilding to accommodate RV's or 4+ cars. Office or den on main level with natural fireplace overlooking your private back yard. Large open studio on upper level with private entrance great for your in-home business, dance studio, or whatever your heart desires. Up north feel yet close to all the conveniences of Pewaukee.



**SOLD!**

**Pewaukee Lake**  
50' of frontage



**SOLD!**

**Woodridge Circle, Delafield**  
5 Beds | 4.5 Baths | 3.5 Car Garage





**Warm weather equals more frequent parties and gatherings—especially if you live on the lake with those scenic views. But if you want to pump up your next soirée, who better to ask than the pros when planning your next party? After all, party planners and event organizers have likely endured—and recovered from—event snafus.**

Start by taking care of yourself first. This is not the time to try out a Julia Child recipe or embark on home renovation or landscaping projects. David Caruso, owner of Dynamic Events by David Caruso in Milwaukee, encourages

clients to focus on “simple, easy and delicious.”

“Don’t plan for more than you can handle,” he says. “No one’s going to have fun at the party if the host isn’t having fun. Use items in your current household inventory to spruce up your table settings.” And don’t forget to stock up on ice, garbage bags, napkins and cleaning agents for spills, he says.

Picking a theme helps streamline planning. This will make all subsequent decisions easier. If you opt for a Tiki party, you won’t be swayed by farm-chic Americana decorations and can start on that tropical fruit platter.

Make as much food as possible ahead of time or recruit help. Got a shy person at the party with a knack for grilling? Designate him or her as grill master. Lean toward grab-and-go items with a chalkboard outlining the menu. These should either fit on a small plate or be portioned into small

## — *Big-Batch Drinks* —

Drinks you can make ahead of time and in large-scale format save you from setting up a full bar or designating a bartender. Mallory Wedel, owner and lead designer of Elevate Events in Madison, likes Geoffrey Zakarian’s rum punch recipe with basil and watermelon, which you can make ahead of time or in batches (see right page for recipe). In general, to determine how much alcohol you need, consider the time of day, says Wedel. An afternoon soirée might have alcohol as a secondary option, while an evening party will up the drinks consumed. By plugging in the guest count, types of drinks and the party duration, Evite’s Drink Calculator tells you just how much alcohol to buy ([evite.com/pages/party/drink-calculator](http://evite.com/pages/party/drink-calculator)).

And you can’t go wrong with Wisconsin craft beers. Wines in an ice bucket allow guests to help themselves. Studio Winery’s tasting room in Lake Geneva lets you sample five wines for \$8—or the tasting is free with a two-bottle purchase. Lemonade is a perfect refreshing nonalcoholic alternative and can be amped up with fresh mint or basil leaves. Caruso likes to put edible flowers into ice-cube trays for a burst of color in drinks.



containers “that people can take off the food station and eat from,” Caruso says. Along those lines, he likes to wrap cutlery sets in a napkin and tie with a bandana or ribbon, and prop in a galvanized bucket, so guests aren’t digging around for a spoon.

Charlie Lorenzi, president of Celebration on Wells Catering in Lake Geneva, suggests doing most of your food shopping at the Thursday farmers’ market (if you live in Lake Geneva, or, venture to your local farmers’ market). You can even pick up fresh flowers to set out on tables. Making the shopping fun and more like an outing than a chore might coax you into relaxation, not stress.

When cleaning the interior of your home, says Mallory Wedel, owner and lead designer for Elevate Events in Madison, know that “folks will always

congregate around the food and drink supply, so make sure you aren’t setting those items out in a spot that could create a bottleneck.”

Don’t be shy about sticking to a budget for décor. Nobody has to know how much you spend—and on what. Buying items that you’ll only use for the party means either cluttering your home after or loading up the car for a Goodwill run. “You don’t want to go out and buy a bunch of games and then have to store them in your garage and basement,” says Caruso.

Dollar stores are your friend when you want to build out the theme through paper napkins and other accessories. Caruso also scores inexpensive but fun items at Michael’s, Walmart and Target’s Dollar Spot (near the store’s entrance).

## Rum Punch

*Courtesy of Geoffrey Zakarian and the Food Network*

### Ingredients:

**8 cups (64 oz.)** white rum

**4 cups (32 oz.)**

watermelon purée (see below)

**3 cups (24 oz.)** orange juice

**1 cup (8 oz.)** lime juice

### Watermelon purée

**5 cups** fresh

watermelon, cubed

**5 oz.** orange-flavored

cognac liqueur, such as Grand Marnier

**15** fresh basil leaves, shredded

Muddle the watermelon, liqueur and basil in a glass until you reach a thick and slightly chunky purée consistency.

### Directions:

Mix and stir the rum, watermelon purée, orange juice and lime juice.

Serve over ice in chilled cocktail glasses.

**Proven bird deterrent!**  
**People love them; birds don’t!**

- **Bold, vibrant pennants**
- **Michigan made**
- **Ground and dock mounting systems**

**dori**  
**POLE**  
Pennant System

**(800) 525-6424**  
doripole.com

**Use code**  
**“LAKESHORE10”**  
**for 10% off your order!**

**WOODEN  
HANGER**  
*Fine Ladies Consignment*

*for once it's all  
about you!*

The upscale consignment store, located  
just a couple of blocks East  
of the Pewaukee beach.

**169 Main St. Pewaukee | (262) 746-9009**  
**woodenhanger.biz**





Most likely your party will be all ages. "I like having a few things at yard parties that are interactive. Even things like croquet and bean-bag toss," says Caruso, "are friendly for all ages and abilities." Siblings can pair up or a younger guest be matched with an older guest. Got a pool? The latest craze are inflatable flamingos and unicorns, which can net you some social-media traction if that's what you are angling for. Another game that's easy to create from scratch is DIY Lawn Twister.

"Give them something to talk about," advises Caruso. "Having another layer to your party gives it a certain entertainment value." 🐾

*Kristine Hansen lives in Milwaukee's Bay View neighborhood. Once, she hosted an outdoors party during a rainstorm—but everyone stayed under the tent and didn't leave, proof that it was a good party.*

## Good Eats

Your party should ideally serve a main dish, a side dish and dessert.

Lorenzi likes the convenience of crudité (sliced or whole raw vegetables with a vinaigrette or dipping sauce) as a side dish, based on whatever's in season. This satisfies vegan, vegetarian and health-minded diets. Other side dishes he says, are bruschetta (cut and toast baguette slices the day prior) using farmers' market tomatoes, or, deviled eggs or hard-boiled eggs with a side of radishes. "Get them really, really cold and put them out last," he says about the eggs.

"Spinach artichoke dip is a tried-and-true standby in our home," says Wedel, "and is a great way to give your guests some options (pair with veggies or pita chips). Plus, it works great in the slow cooker." Avoid appetizers that require lots of heating or cutting or put you in the kitchen for an extended period. "You also want to be sure that you plan your menu so that you're not waiting to put everything in the oven 15 minutes before guests arrive. Do your best to stagger cook times, or serve only a few warm options."

Mini-size brats from Wilson Farm Meats in Elkhorn go well with dilly beans, says Lorenzi. Another easy main dish he suggests is grilled tenderloin topped with dry mustard and served with horseradish cream sauce.



**Collaborative  
Design™**

1601 Hwy 164 South  
Waukesha, WI 53186

*Custom Interiors*

*Remodeling*

*Custom Cabinetry*

*Custom Furniture*

*Custom Window  
Treatments*

262.547.1878

collaborative-design.com





## Bringing the Indoors *Outside*

2019 backyard design trends encourage homeowners to make their outdoor oasis one with comfortable finishes, functionality and major style.

By Deanna Kane

With outdoor entertaining season in full swing, shift your home design aspirations to the exterior. For entertaining aficionados, make this summer the one you create an additional living area—al fresco.

From resort-worthy pools, to outdoor fireplaces, to backyard kitchens that will make your main kitchen jealous, it is truly possible to create an entertaining haven outside of your home's four walls. This summer, it's all about bringing the comforts of the indoors, outside.

### STAYCATION HAVEN

With nearly limitless possibilities in pool design, skip the airfare and hotel hassles, because there is no reason to book a summer vacation—you can have a dreamy pool at your own place if you have the room.

"We build many custom pools," says Mike Murillo, sales director for Barrington Pools. According to Murillo, this level of custom design ranges from in-pool sitting areas, to tanning spaces and infinity edges. If you still don't believe you can

skip the summer vacation, Murillo says swim-up bars are trending features that give backyard pools an extra edge.



To elevate the basic to the exquisite, it's the details—functional and finishing—that make all the difference in a backyard pool.

"Using LED lighting in pools is energy efficient, as well as convenient," says Rene Huston, president of Patio Pleasures. "Large, in-pool LED lights can work with home automation systems. Turning





on the lights can be as simple as asking Alexa to light up the pool.”

For finish details, Murillo focuses on using Italian porcelain tile for the deck surface, and uses Pebble Tec interior finish as an alternative to plaster pool floors.

Additionally, to spend less time maintaining the pool and more time enjoying your guests, saltwater

pools are an alternative to chlorine, as they require less maintenance. “Many of the new pools being installed are saltwater versions,” says Dawn Shaw, co-owner of Shaw Building & Design, Inc.

As the afternoon sun turns into cocktail hour, Murillo also sees fire bowls decorating outdoor pool areas. With this level of luxury combined with the comfort of home, a backyard staycation is calling your name.

### LET THERE BE LIGHT

Thoughtfully selected outdoor lighting can elevate the space and lend a warm, ambient feel to the area. Lighting provides additional dimension to the backyard, long after the sun goes down.

“We continue to see outdoor-friendly string lights with Edison bulbs, as well as soft lighting throughout the backyard to give

the area an inviting feel,” says Shaw.

Incorporating a soft warmth throughout the backyard brings a sense of comfort. “A light bulb that resembles a flame is a low-voltage landscape lighting alternative. Fire elements bring a sense of intrigue to the area, and since it is low-voltage, the lighting is inexpensive and relatively easy to install,” says Huston.

### HYGGE IN THE OUTDOORS

An outdoor fireplace can extend your time outdoors, whether it’s spending cool summer evenings outside, or carrying your backyard season through the fall, courtesy of the fire’s warmth. But, one negative of an outdoor fireplace can be the post-fire smoky smell that lingers on clothes and hair. According to Murillo, many people are turning to gas fireplaces instead of wood, to avoid that telltale fire smell.

## Creating a Private Retreat

Even the most dedicated entertainer needs a retreat sometimes. There are unique ways to create additional privacy, such as deco panels made of Australian eucalyptus trees. “These can be used as privacy panels, in addition to other purposes such as a kitchen backdrop or to hide pool equipment,” says Huston.

Private backyard refuges also come in the form of a separate structure, such as a garden shed, but not used solely to store equipment. Garden sheds are becoming more prevalent as a refuge to pursue leisurely activities, such as gardening, according to Huston.





Fire tables can be a lower-maintenance alternative to a full fireplace, while still providing the warm ambience.

"Outdoor fire tables are a quick and convenient way to ignite a fire, especially if you are entertaining," says Huston. "The range of fireplaces [you can find] incorporates so many tastes and styles, from a shiplap farmhouse vibe, to cement."

## OUTSIDE MEETS INSIDE

Summer in the Midwest is fleeting, so taking advantage of the limited window of outdoor living is a priority for many. Thanks to the ability to design a full-service kitchen outdoors, there's no need to give up indoor comforts.

"The backyard vision often starts with a pool and hot tub, and expands to include an outdoor kitchen," says Huston. "Wood pellet grill units are becoming more prevalent, as well as more standard amenities such as refrigerators and built-in seating."

"Anything indoors can be outdoors," says Murillo. "Backyard kitchens can be outfitted with dishwashers, warming drawers, kegerators, refrigerators and anything else you would include indoors."

As the kitchen is the heart of the home, the basis of an outdoor kitchen is no different. "It really comes down to how can people best entertain and maximize time with family and friends," says Huston.

Creating your outdoor oasis—whatever that may be—will be well worth it. There's something about the outdoors that makes you slow down, focus on face-to-face conversations and live in the moment.

"We live in a fast-paced world and creating an outdoor environment helps us come together and eliminate distractions," says Huston. "A well-designed backyard can create that endless weekend atmosphere. By including an outdoor kitchen, a fireplace and gathering family, friends, you can really create those connections. It's also a great way to naturally de-stress." 🐾

*Deanna Kane is an interiors, home décor and real estate writer, who also enjoys taking on her own home renovation and design projects.*

# live in style, your style.






1457 N. Farwell Avenue  
Milwaukee, WI 53202 | 414.765.2350

15 S. 3rd Street  
Geneva, IL 60134 | 630.402.0444

f i h

haveninteriorsltd.com



Pivot to create shade or shelter

## Pivot

The Struxure Pivot, formally the Arcadia Louvered Roof System has been improved and perfected since its inception in 2011. Its award-winning pivot design gives a full 170° range of motion to provide a cool oasis, regardless of the sun's position. Now available with Somfy integration, the Pivot can intuitively control the effects of the weather to enhance your outdoor lifestyle.

**CLOSED**

When closed, the patented louver design interlocks, providing a solid shelter from rain. Water is pitched into the system's 360° integrated gutter.

**OPENED**

Allow maximum light into your space with the louvers fully opened. Minimizes resistance and uplift in high winds.

**ANGLED IN**

Shaded space provides protection from the harmful effects of the sun. The Pivot provides SPF protection and allows you to spend more time outdoors without added sun exposure.

**ANGLED OUT**

Angled louvers provide cool shade and air flow without blocking your blue sky view.







# *The* TOP 10 SUMMER TRENDS AT THE CORNERS


## 1. Outdoor Sofas

Your sanctuary awaits! With weather-proof fabrics in sophisticated hues, patio sofas from Arhaus bring interior comforts to the backyard.



## 2. Colorful Dresses from Von Maur

For lounging on the boat or dining dockside, breezy styles and pretty florals are perfectly suited to summer in Lake Country.



## 3. Seasonal Iced Tea

Iced tea is an entertaining essential! DAVIDsTEA boasts hundreds of tea types and punchy tea presses for stylish serving.



## 4. L.L. Bean Boat Shoes

Complete your summer look with L.L.Bean's iconic Boat Shoes – an ideal combination of comfort and style.



## 5. Statement Jewelry

Kendra Scott's summer collection brings a bright pop of color to any look.







# THE CORNERS

TOWN of BROOKFIELD

The sun is out, boats are in the water, and The Corners is showing off our Top 10 Trends for a sizzling Wisconsin summer! Whether you're out enjoying one of our signature events, lounging poolside, or living life on the patio, The Corners has everything you need to make this season a sensation.



## 6. Summer Cookouts

Having a cook out?  
Make Sendik's your secret ingredient! Wow your family with grill-ready meats and scrumptious pre-made sides.



## 7. White Denim

White denim is back and better than ever! Find the perfect style for you at one of our local boutiques, like Evereve, Twigs, Scout & Molly's, and more.


## 8. Glowing Skin

Protect your skin from the sun with a stop at Bonness Skincare. Their experts will help you find an ideal regimen to keep that gorgeous glow all year long.



## 10. Sunglasses from Wisconsin Vision

Looking for new shades? Find trendy clear and round frames and designer sunglasses at Wisconsin Vision.



## 9. Neutral Manicures

A manicure from Anthony Vince means you're ready for anything. Neutral tones of peach, coral, and caramel are an on-trend look for summertime.



Learn more at [thecornersofbrookfield.com](http://thecornersofbrookfield.com)  
Follow us @cornersbrookfield





Consider adding a wood cloud (shown in the kitchen above) to add visual interest and showcase lighting, as well as to add character to a room.

## Blending Form and Function for a Well-Designed Home

Make these easy tweaks to your home's interior for subtle, stylish results.

By Deanna Kane

If you've been thinking about giving your space a facelift, it can be easy to fall into a rut of selecting the functional features that meet your basic needs. While there are inevitable home items that are necessary to create a livable space, the options to elevate the aesthetics of these essential home features, such as lighting or storage, can take your space from builder-grade to custom. Including these practical features facilitates an overall more comfortable way of living; however, these unavoidable selections don't need to sacrifice style.

"Just because something is functional does not mean it can't be pretty," says Eileen McGee Wetzel, interior designer with Story Hill Renovations, LLC. "Minimal updates to your house can make a huge difference; there are small things you can do to every room to elevate the home."

### INSPIRING ILLUMINATION

Upgrading light sources is one of the easiest way to make a visual impact. "We love making a bold statement in a foyer or over an island," says Wetzel.

However, it's the standard, functional light sources that can often be overlooked.

"A ceiling fan is an excellent cost-effective option for homes with minimal air flow. They do not have to be basic; updating a ceiling fan can create a bold statement and dress up a functional eyesore," says Wetzel.

Another area to upgrade is highly functional recessed lighting. "Installing wood clouds on the ceiling instead of can lighting adds a fun architectural element, and also lowers the ceiling to make the room feel cozy," says Jerry



Schmidt, sales director with Dream House Dream Kitchens.

Light switch covers are another functional feature that can be easily overlooked.

"We should kiss goodbye the toggle light switches and dial dimmers. With the resurgence of vintage fixtures, we are seeing more decorative plate covers and even bringing back push-button switches," says Wetzel. "These are great if you want to bring a little vivacity to utilitarian fixtures."

"To fully blend the outlets and switches into the home's design, I would recommend going to a company such as Legrand, and swapping out those old plates and switches for a modern take," says Wetzel.





(Top left) A built-in buffet with glass-door top cabinets can lend smart storage to a dining room, butler's pantry or pass-through. (Top right) A stylized wall register is a step up from ordinary. (Bottom right) Cabinets that extend up to the ceiling give the illusion of more height. A pasta filler above the range makes cooking easier. (Below) A well-organized mudroom makes life easier for everyone with cubbies for each family member, a bench for changing shoes and bonus storage up top.

## ARTFUL AIR SUPPLY

Upgrading basic house necessities can be what separates a cookie-cutter model house from a custom-designed home.

"Upgrading standard heat registers and air vents to a version in a honeycomb pattern or bright brass is inexpensive and takes your home from generic to branded without a high price tag," says Wetzel.

"We are not seeing our clients settle for typical metal grates on floor and wall registers," says Scott Lowell of Lowell Custom Homes. "They are choosing designer grates made of cast iron by companies such as Reggio Register. The grates can be left as natural cast iron, brass or aluminum, or painted to match the walls."

This level of customization even extends to marble flooring. Air vents can be fabricated in marble to blend in seamlessly with bathroom floors, according to Lowell.

## SMART STORAGE

Storage is the number one request when remodeling a home, according to Wetzel. She suggests easy ways to incorporate storage features throughout the home, such as fabric boxes or storage ottomans to hide clutter.

Another option is to replace standard-issue plastic laundry baskets with decorative fabric bins. They are less of an eyesore when they inevitably end up left out in the open.

Bathroom drawers are notorious for becoming a graveyard of tangled cords and appliances. Upgrading one of these drawers to a grooming drawer can alleviate the mess caused by accumulated appliances, as well as countertop clutter. According to Schmidt, grooming drawers

house canisters for hair dryers and curling irons, and also include in-drawer outlets and metal inserts to put the appliance back when it is still warm.

"These drawers really help with heat and cords," says Schmidt.

## BONUS FEATURES

Intelligent add-ons like a pot filler installed behind the range top allows for easily filling large pots, according to Schmidt.

This feature can make preparing meals infinitely easier, minimize mess in the prep space, reduce the strain of carrying heavy pots and cut back on clean-up time.

Instead of letting phones, tablets and laptops accumulate on the kitchen island, charging cabinets are a highly practical feature to incorporate in a home's desktop space. "Charging cabinets in the drop zone can be customized for every family member; everyone can have their own slot to charge their individual device in one central location," says Schmidt.

"From a designer's point of view, these elements are eye candy. They are little pieces of good design in unexpected pieces that will inevitably make you smile and feel more at home," says Wetzel. 🐾





## What to Seek (*and Skip*) in Smart Home Technology

The latest in what's new, what's outdated and what to forgo.

By Deanna Kane

***It's likely at least one aspect of your home is automated—a convenience that makes the chaos of daily life a little easier. But unless you are fully immersed in the world of technology, automating an entire home can be overwhelming. As home automation becomes the norm, home design professionals are becoming as well-versed in home technology as they are in scale, finish selections and HVAC.***

"As professionals, it's our responsibility to educate clients on what is available, because many clients won't know what to ask for. It's up to us to show them what is possible," says Eileen McGee Wetzel, interior designer with Story Hill Renovations, LLC.

Whether à la carte home automation is your preference or you're ready to take the full plunge, there is smart home technology available for every level of tech enthusiast.

### SECURE ENTRY

After several days with a video doorbell, such as Ring, you'll wonder how you survived without it. This device allows you to monitor all front-door activity on your phone. If you are unavailable to answer the door, you can talk to the individual who rang the bell via the app. This is especially

convenient if you are not home, and do not want that person to know.

"Video doorbells are an easy way to see who is coming and going. As a bonus, the Ring Video Doorbell lets neighbors share video clips with other Ring members, acting as a neighborhood watch system," says Rene Mirabal, director of special projects with Fearing's Audio Video Security.

Whether you own a rental property, a family vacation home or a primary residence, keyless entry hardware can reduce misplaced keys, forgetting to lock the door or the risk of someone having a key who shouldn't.

Keyless entry is also available for the deadbolt, such as the Schlage Connect Smart Deadbolt.

## Home Tech Safety Tips

Just because home automation is becoming the norm, that doesn't mean it's immune from security issues. "Smart technology is vulnerable; the majority of internet-connected smart devices have security vulnerabilities," says Wetzel. Her tips to stay secure include:

- Look for devices that require usernames and passwords.
- Once the system is installed, the first step is to protect yourself. Set a strong password, change the password regularly, use a secure router, create a separate network for your system and hide that network.
- Update the firmware on the router and software on a regular basis.

"While home automation is our inevitable future, I strongly recommend caution and research before jumping in. Designers and consumers need to educate themselves on the products and the risks involved," says Wetzel. "Be aware of how the provider collects and stores data, and how you can be affected by a DDoS attack or a power outage."

### STAYING CURRENT

With a constant influx of new technology, it can be easy to get caught up in the latest piece of flashy equipment. While it is inevitable the product will need to be updated eventually, it is most important to stay current on its security.

"It's not a matter of updating the product, such as the light switch or thermostat, it's about updating the firmware to make sure you are secure," says Wetzel.

Home security and safety systems are particularly important to check and update regularly.

"Wireless sensors for doors, motion detectors and smoke alarms have batteries that must be changed regularly. These are often unique types of batteries that are not easily available. It's also important to do regular software updates on smart home devices, as these updates often include security and performance enhancements," says Mirabal.



As you leave the house in the morning, simply lock the door with your voice on the way out.

"Remote smart home access is endless, provided you have internet available," says Dawn Shaw, co-owner of Shaw Building & Design, Inc.

Outdoor lighting is a function that not only offers aesthetic elements, but safety as well.

"Smart lighting is becoming more common on new homes. Wi-Fi enabled light dimmers and switches are easy to install and offer many benefits," says Mirabal. "For example, you can program your porch lights to turn on automatically at sunset and turn off at sunrise," says Mirabal.

### HOME COMFORTS

"In the remodeling business, we have many requests for smart thermostats like Nest or ecobee," says Wetzel.

A smart thermostat, such as the Nest Learning Thermostat, turns itself down when you are away, and learns your temperature preferences to build a schedule around your lifestyle. A newer add-on to the Nest thermostat family is the Nest Temperature Sensor, which works with the thermostat to control the temperature by room. For example, if you need it warmer in the nursery and cooler in the living room, the temperature sensor will adjust accordingly.

Lighting is another area that can be automated. The ecobee Switch knows when you're home, thanks to motion sensors. If you leave the house in a hurry, it will turn off the lights after you. The Switch can also create the illusion you're home, by randomizing the lights when you are away.

"Wi-Fi-enabled smart lighting can auto-dim when the movie starts, or can turn lights on randomly when you're on vacation," says Mirabal.

So where is it best to lag behind on home technology trends? Televisions. "We often see clients wanting to purchase the newest TV that just came out. Technology changes rapidly, so we recommend buying a new TV when you are ready for a newer technology, such as upgrading from an LED to an OLED display," says Mirabal. 🐼



## CamShawn Builders LLC

HIGH QUALITY MEETING HIGH EXPECTATION  
20 YEARS EXPERIENCE

Serving lake country and surrounding areas  
design/build, custom homes, high quality,  
professional service

*100% customer satisfaction guaranteed*



**David Sanborn: [camshawndave@milwpc.com](mailto:camshawndave@milwpc.com) • 414.659.0068**

*I provide you with the personal attention you  
deserve to make your building experience enjoyable*







# *A Warm Welcome on the Water*

A gorgeously-appointed Nagawicka Lake home has luxe, yet livable, style.


By Shayna Mace | Photography by Shanna Wolf





John and Jeannine Chatham are lucky that they have a flat piece of lake frontage. So they took advantage of that by building an expansive walk-out patio (out of Trex, a weather-resistant material) that has room for a dining table and lounge area, too.





When you meet Jeannine Chatham, she gives you a hug immediately. It doesn't matter if it's the first time you've met—it's just the way she is. And her and husband John's home on Nagawicka Lake also gives visitors the same warm welcome—with wide open spaces and breathtaking lake views that span the entire back of the home. You just want to take a seat on one of the comfortable sofas in the living room or on the swing on the back porch and kick back.

Although the Chathams are Maryland natives, the family made their way to the Midwest for John's job back in 2001. For several years they lived (and built homes) in both Bristlecone Pines and then Mary Hill. There was a move back to Maryland in between for a while, too. After the second move back to the area, the couple started discussing buying a lake home in addition to their Mary Hill home.

"We looked at all of the lakes and love all of the lakes [here]," says Jeannine. "Two





days before our daughter's wedding my husband brought me to look at this property. I walked around to the back and the sun was setting, and I told John ... 'oh my gosh, we can sell the other house and move in here permanently—this is amazing.' We put an offer in that same weekend."

### THE START TO LAKE LIFE

The existing home on the property was a 1960's log cabin-style cottage, says Jeannine. The plan was to keep the home for a bit until their youngest daughter Lexy graduated high school at Arrowhead High School, and then start from scratch with a new build.

The Chathams hired Anthony Thomas Builders (who also built their Mary Hill home) to reimagine a new abode to suit their fantastic lake view. The couple had a solid idea of what they wanted in the look and feel of the home—like being able to see the lake from every room. Functionality and flow were also hugely important to Jeannine—like having a "lake room" and a full bathroom off of the main living area to relax in or take off wet swimsuits. The screened-in porch was huge for John, and Jeannine adores the Southern-style back porch that extends the entire length of the home for relaxing on and taking in the water views.

(*Top middle*) The Nagawicka Lake rendering gives a nod to the couple's home lake. (*Top right*) Since the couple wanted a wine cellar, Tony Federspill of Anthony Thomas Builders suggested they house their wine bottles in built-in racking on the landing of the lower level. Then, Mary Jo Luellwitz of Build It Fab sourced the vintage door from an antiques dealer in Milwaukee. (*Bottom*) John adores the screened-in porch, which also has a TV tucked in the corner.

Since the couple loves to entertain and host family, Jeannine knew the kitchen had to work hard and still exude style. That's why there are two Calacatta marble-topped islands—one serves as a workstation and the other is used for setting food and drinks on. The fridge and standalone freezer (hidden behind matching cabinetry) and spacious footprint allows for people to still gather in here—or for Jeannine to be able to chat with guests as they sit at the island, dining room table or living room.

In the adjacent living room, a soothing palette of blues and neutrals set the backdrop for





the coastal vibe Jeannine wanted. The room is centered around a Picasso lithograph above the fireplace that plays nicely with the shiplap detail behind it, and the flagstone fireplace and nautical sconces frame it handsomely. There's plenty of room for guests to lounge on the room's two sofas and two lounge chairs (all from Colder's, outfitted in durable Sunbrella fabric) and the sisal area rug ties the room together. The couple also made sure to build in a serving station in the corner with a beverage fridge and icemaker for pouring wine or mixing drinks for guests.

Around the corner from the serving station is the home's front entryway which normally, can be unremarkable—but Jeannine turned that on its ear and had it painted a soft robin's egg blue and hung a Picasso seriograph here. Also tucked in the home's front entryway is another delightful surprise—Jeannine's "jewel box" powder room that's covered in beautiful wallpaper and has a glistening chandelier, retrofitted dresser-turned-vanity and sparkling mirror.

Throughout the building and design process, Jeannine also teamed up with her friend Mary Jo Luellwitz of Build It Fab, a company that works with builders on selections, to narrow down her vision as well as pepper in unique details throughout the building process. Luellwitz offered nuggets of inspiration, like suggesting (and sourcing) a vintage door leading down to the couple's lower level/ wine cellar; finding an antique hutch for the dining area; and grounding the interior with pops of dark wood to complement the "gray and white Nantucket and Hamptons look" Jeannine was going for.

"She really was a visionary for me," says Jeannine.

Upstairs the couple and their three adult children (and one grandchild) have plenty of room to spread out and relax. Jeannine and John's master suite has a view of the lake from both the bedroom and master bath—and so does her daughter Lexy's room and the guest bedroom, too. Lexy's room even has a quaint window seat/day bed to relax on when she wants to read and still enjoy the view.

Over the garage is an expansive guest hangout room that has built-in beds for overflow visitors, as well as an extra living area. The couple uses it frequently for their large family gatherings. On the third floor of the home is John's office that has a bird's-eye view of the





---

## *Fabulous Finds*

---

Jeannine Chatham knew what she wanted in the look and feel of her home—but needed an expert to bounce ideas off of. Enter Mary Jo Luellwitz of Build It Fab, a company that specializes in helping people who are building homes select and narrow down materials and finishes for their home. Jeannine says she and Luellwitz made many shopping expeditions to affordable stores like Home Goods, IKEA, HOBLO (which is now closed) and The Home Depot. “Sometimes you look at things [in a house] and think, ‘oh my gosh, that must have cost a fortune,’” notes Jeannine. “But really, you can make it affordable and that’s what Mary Jo was incredible with. She was amazing at picking things out.”

---

The “lake room” as Jeannine calls it, is quite versatile. It’s off of the side of the house, so guests can come in to use it and the full bath if they’ve been in the lake. It’s also a quiet sitting room off of the main living area that has a sofa bed, TV, beverage chiller and sink. Another stackable washer and dryer are also cleverly located in the closet, should the couple need it.



(Top left) The house has plenty of thoughtful design touches—like in the guest bathroom upstairs. Luellwitz found a vintage dresser and had it retrofitted with the sink top. The charming pendant lights were gifted to Jeannine from Luellwitz and fit the bathroom's retro theme. (Top middle) A close-up of Jeannine's "jewel box" powder room. (Bottom left) The full bath downstairs is perfect for guests coming in from outside and has shiplap detail on the wall.



water. The home has literally everything the couple wanted—which delights Jeannine to be able to share it with friends and family.

“I knew as long as we had this house, the kids would always come here, and they do—and their friends come too,” says Jeannine. “When I walk in, no matter what, I love this house. It’s truly a place that we can live forever. And it’s very welcoming.” 🐾





The couple used to own a beach house in Ocean City, MD. They sold it to live on Nagawicka Lake full-time instead—a decision the couple is happy about every day. “Our beach house had sea salt, grays and blues in it—and I wanted that same feel here when you walked in,” says Jeannine.









# Modern Minimalism

The architecture in a Lake Keesus home shines—along with its view of the water.

By Shayna Mace | Photography by Shanna Wolf

The homeowners love their light-filled main level, as well as the deck that extends the width of the house. The welder that fabricated their indoor staircase also crafted the sleek metal railing outside, which allows for unobstructed water views.





Under-cabinet lighting in the kitchen softly illuminates the clean lines of the space. Tucked in the corner is a pantry with a Miele coffeemaker—a must for the family. Extending from the oven along the wall is a narrow shelf with cabinets below it that serves as a handy catch-all spot for charging phones and tablets, and storing other daily necessities.

It was always one local homeowner's desire to live on a lake, even as life took him away for a brief time from his beloved Lake Country area. Years ago he met his wife in St. Paul where they both attended college, but the lure of the area and family nearby drew the couple back to the husband's Waukesha roots, where he grew up (she's from North Dakota). Initially they lived in Pewaukee, then in Merton. But lake living never was far from the husband's mind. And, he and his wife had a good idea of where they'd like to be once they found the perfect property on the water: on Lake Keesus in Hartland. The couple, along with their two teenage sons, knew several people that lived on the lake, so the family had spent plenty of time on the water already.

They zeroed in on an ideal empty parcel of land—but first, they had to convince the next-door neighbor to sell them the property, since he owned the lot. The neighbor obliged, and the couple started planning their vision—a sleek, contemporary build with functionality and a hefty dose of style.

### PERFECTING A PLAN

In their new home, the couple wanted a complete stylistic departure from the homes they'd previously owned.

"We wanted something more contemporary and modern, because our other two homes were not," explains the wife.







The wife made sure there was a designated spot for her grand piano in the home's floorplan. Next to the piano is a custom painting by local artist Marilee Shepard. The wife spotted Shepard's work and asked the artist to create a special piece for their home.





The home's minimalist décor allows the clean architecture of the home to shine. *(Top left)* Another of local artist Marilee Shepard's large-scale works is hung in the staircase area. *(Top right)* The husband's office faces the front of the home and offers a quiet spot to study or relax in. *(Bottom right)* The soaking tub in the couple's master bath offers an enviable view. *(Bottom left)* The couple's bedroom is bathed in soft gray and a trio of flower paintings (also by Shepard) hang above the bed.





**Amber Swenor**



**Susan Young**

**Join us for this career focused, action oriented workshop series.**

**SEPTEMBER 18:**

**Adapt Marketing for the Experience Era**

*Amber Swenor,  
Strategic Partners Marketing, LLC*

**NOVEMBER 20:**

**Art of First Impressions for Positive Impact**

*Susan Young,  
Positive Impact & Change  
Expert Speaker, Author*

**VISIT [BRAVAMAGAZINE.COM/EVENTS](http://BRAVAMAGAZINE.COM/EVENTS) FOR DETAILS + REGISTRATION**

**PROMEGA BTC EVENT CENTER, FITCHBURG WI | 8:45-11:45 AM | INDIVIDUAL WORKSHOPS: \$45**



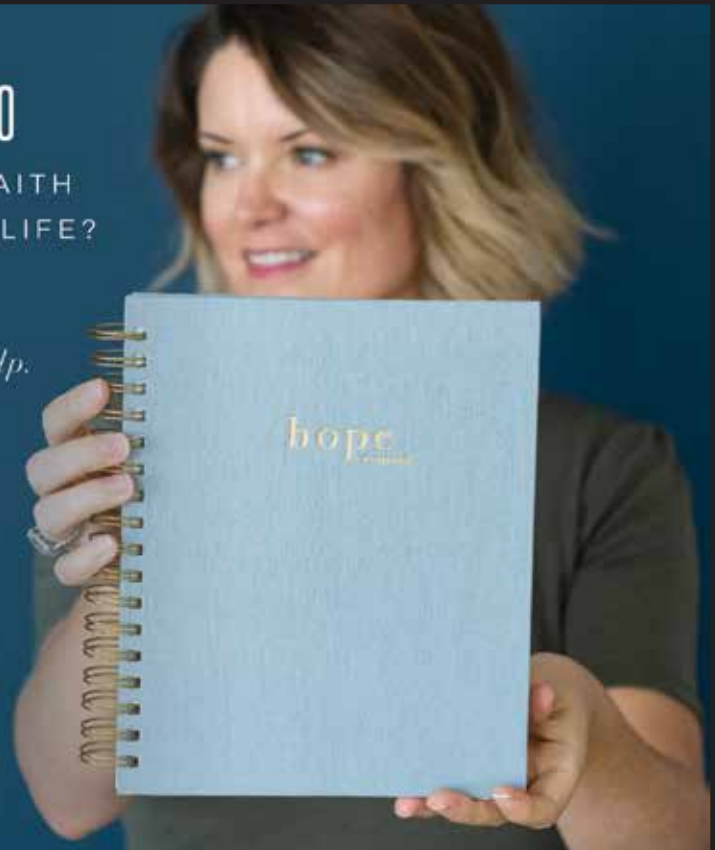
## ARE YOU READY TO

INVIGORATE YOUR FAITH  
AND ORGANIZE YOUR LIFE?

*The Hope Planner can help.*

hope  fuel

ORDER ONLINE AT [HOPEFUEL.CO](http://HOPEFUEL.CO)







They sought out David Sanborn of CamShawn Builders LLC to help them realize their vision. It helped that Sanborn only lived three doors down from the family's lot—so he was extremely familiar with the area.

"The homeowners showed me pictures of what they were looking for—many of which were modern homes in warm-weather climates. I worked with them on [getting the look] they wanted, but conducive to our climate," says Sanborn. "It was great to be involved and I was totally confident I could get it perfect for them, because I like challenges."

However, the steep lot needed to be landscaped first—otherwise the heavy landscaping equipment wouldn't be able to access the portion of the lot closest to the lake after the foundation was in. So the couple hired Mendoza Landscaping to place lannon stone steps down to the water, put up a retaining wall and plant wild grasses on their hill so they wouldn't have to mow the steep slope.

Then Sanborn went to work on the modern, yet family-friendly abode. At the top of the couple's list was an "open concept and easy to care for" home, says the husband. On the main floor, they desired a well-designed kitchen with a large island, an airy living room, an office for the husband, a spot for the family's grand piano and a powder room. Sanborn effectively wove all of the couple's wishes into the rectangular footprint—with lake views pouring in from the large windows on the back of the home.

The cool bar has a contemporary look with an industrial edge—like in the caged pendant lights and the corrugated metal accents in the island.





German Shorthaired Pointer Abu hangs out next to an architectural cement planter. Recently the family added another Shorthair named Gus to the family to hang out with Abu.







(Left) The modern lines of the home stand in lovely contrast to its surroundings. The family's home was the first contemporary look build Sanborn of CamShawn Builders had done, so he stretched his creativity on working on the project. (Right) The family sits out on their deck frequently to watch the action out on the water.

But it wasn't just the husband and wife that gave design input on the home. Their two teenage sons were both involved too—like when one of them suggested the 12-foot-long quartz-topped island have a waterfall edge. The boys also designed their own upstairs bedrooms and their jack-and-jill bathroom, too.

Jill Kowalczyk of Jill K. Interiors assisted the couple in tying the living room's look together by accessorizing the built-in shelving beside the fireplace, helping the husband select the modern, wave-like fireplace tile surround and choosing artwork throughout the home. She was also integral in all of the kitchen material selections—like the Native Trails farmhouse sink from Able and the tile backsplash. Metal accents also punctuate the space—like in the industrial-look barstools from Houzz and a custom-designed, reclaimed metal sculpture piece that doubles as a support under the substantial kitchen island by Milwaukee's Flux Design.

#### LUXE AMENITIES

The dramatic steel and white oak staircase between the home's three floors is also a showstopper—and softly echoes the home's sleek lines. Downstairs the couple opted for a spacious bar with granite countertops, graphic tile backsplash,

refrigerator and dark cabinetry for a cool, modern vibe. The husband requested that Kowalczyk find the corrugated metal accent on the bar's lower part and Sanborn installed it—a detail he especially appreciates. A sitting area and second fireplace also welcome guests and family to hang out—while still enjoying the lake views from the walk-out lower level. Also tucked in the lower level is the family's climate-controlled workout room, which features state-of-the-art equipment and plenty of space to train—as the homeowners are both runners.

Upstairs, the master bedroom and one of their son's bedrooms have lake views to wake up to every morning. The couple's master suite also has a luxe, spa-like bathroom with slate flooring, quartz countertops, dark wood his-and-hers vanities, soaking tub and oversized steam shower with smart controls. The wife also loves her large closet and dressing room located off the master bathroom that's a relaxing retreat.


Although the home was a total departure from their previous residences and a new experience for Sanborn, both the homeowners and Sanborn are proud of the finished product.

"While we do love our home, we love lake living even more," says the wife. 🍷





# MIDWEST **kids** expos



**LAKE GENEVA**

**JANUARY 4**

Badger  
High School

**MILWAUKEE**

**FEBRUARY**

**8-9**

Wisconsin State  
Fair Park

**CHICAGO**

**FEBRUARY**

**22-23**

Arlington Park

**MADISON**

**MARCH**

**7-8**

Alliant Energy  
Center



**MidwestKidsExpos.com**



# On Lake Time



An Okauchee Lake residence feels like a vacation every day.

By Shayna Mace | Photography by Shanna Wolf

Standing on Janie and Keith Larson's expansive deck overlooking a bay in Okauchee Lake is an eye-opening look at the lake activity below. It's high—about four stories up—and visitors can even see above the tops of trees. But it's also tranquil, because you're literally above the action—and it feels like a retreat. And that's exactly what the Franklin couple were looking for when they started their lake home search.





BE YOURSELF  
THINK YOUNG  
LAUGH LOUD  
SMILE OFTEN  
FORGIVE QUICKLY  
LOVE DEEPLY  
TAKE CHANCES  
NO REGRETS  
BE HAPPY  
DREAM  
BE SPONTANEOUS  
PLAY HARD  
BE UNSTOPPABLE  
NEVER GIVE UP

GO  
JUMP  
IN THE  
LAKE



2,000 SQUARE FEET / 3 BEDROOMS / 2 FULL BATHS, 2 HALF BATHS







(Top left) The home's entryway is peppered with fun finds on the wall and a helpful bench for setting down bags. (Right) The home's lower level has nine-foot-tall ceilings and plenty of windows, so the Larsons don't feel like they're in a lower level at all. With the radiant heat flooring, neutral area rug, fireplace and cozy furnishings, it's also a nice spot to curl up in during the wintertime and watch the snow. (Bottom left) Janie says when the couple looked at the home the realtor sat with them at the kitchen table and the view was what sealed the deal for them. "I think that was probably her selling point!" she says.



"I used to go up north a lot as a kid, and I always wanted a house up north. But as we looked for that and somewhere in between [Franklin and up north], we ended up realizing it's just too far away and not close enough to the city," explains Keith. "We really didn't know Lake Country all that well. But then we started looking [here] and knew it was doable. You're on a lake, you still feel like you're up north, and we're still closer to family and the city."

The Larsons settled on a home built in 2007 with a smaller footprint that packed functionality into each of its three levels. It's set next to a nature conservancy—another bonus for the couple—as they liked being close to a peaceful spot where they could watch birds and wildlife. The home's view, its size and finishes also appealed to the couple, too. And although





(Left) The home's top floor houses the couple's master suite plus the large deck outside. Janie picked peaceful blues and greens for the space, and a trio of prints (from Target!) hang above the bed. White furnishings and trim keep the room light and bright. (Right) The master bath has the same custom cream cabinetry with distressing that the kitchen has, along with a spacious soaking tub (with lake view) and standup shower.



their two adult children, Kevin and Katie, don't live at home anymore, there's still enough room for each of them to have their own bedroom and jack-and-jill bathroom to share when they visit.

The home did need a few cosmetic changes—so the couple repainted the entire place, installed hardwood floors on the upper and lower levels, put in radiant heating downstairs and replaced a few of the kitchen appliances. Keith also terraced the landscaping by the lake which was hard work, he admits—but worth it.

Since the home was only nine years old by the time they moved in, it already had several luxe touches that the couple appreciated. The custom cream kitchen cabinets with slightly distressed detail go up to the ceiling, with a pretty row of display cabinets up top for pieces pulled from their former Franklin residence. Dark granite and cherry flooring adds a warm touch to the space.

And although the kitchen is petite—the couple was able to add in a farmhouse-style dining table that overlooks a bay window, plus a pair of upholstered chairs and side table so they can have small gatherings in here. A funky, colorful distressed dresser adds extra storage in the corner of the kitchen and sets the tone for Janie's colorful wall décor—most of which was sourced locally. Right next to the kitchen is an adorable powder room that fits just a vintage-look pedestal sink and toilet—perfect for guests to use.





Janie pulled together each of the guest bedrooms beautifully with unique touches. *(Left)* One bedroom has twin beds covered with classic stripe comforters, stuffed bears and wood anchor decor above the beds. *(Right)* Daughter Katie's room has cool gray walls and is accented with colorful throw pillows, a pair of decorative mirrors and throw blankets.



Janie and Keith also use the downstairs living room quite a bit, which has a fireplace, and next to that—lake views. They can also easily step out from here on to a small landing where they have chairs set up to watch the lake action closer to the water, or walk down the stairs to use the boat or their kayaks. Keith's office flanks the back of the space and two bedrooms (one with lake views) also make up the lower level, along with a jack-and-jill bathroom, and a smaller powder room, too.

The couple's master suite takes up the entire upper floor and it's a lofty, airy retreat. It too has a fireplace, along with a spacious master





(Top left, right) The home's downstairs bathroom and main-level powder room both are small, yet functional spaces with style. (Bottom left, right) Pops of turquoise show up in Adirondack chairs and in the fun fish décor that lines the steps going down to the water.

bath with lake views and functional master closet with lots of room to spare. Stepping out from their master bedroom is the expansive deck that fits several chairs and loungers, plus a farmhouse-style dining table. The couple eats outside here all of the time during warm weather. The deck can also be accessed from the stairs on the side of the house—so guests don't have to walk through their bedroom—a detail Keith and Janie appreciate.

And although they love their house, they actually appreciate being outside of it, too. They take a three-mile walk each day around the area, and they're frequently out on the water in the boat or on the kayaks, or lounging on their deck.

"The best part of the home for me is the kitchen table area with that view—that's where we spend most of our time with guests," says Keith. "But [my other favorite place] is obviously—not being in the house at all," says Keith. 🐾

# NOVEMBER 16

1:00-5:00 P.M.

THE RIDGE HOTEL, LAKE GENEVA WI



**GET A TASTE OF THE LAKE LIFE**

UNLIMITED SAMPLINGS FROM 35+ BREWERIES & DISTILLERIES

DJ FELIX ENTERTAINMENT • PHOTO BOOTH

HOTEL PACKAGES AVAILABLE AT THE RIDGE HOTEL

[LGBEERFEST.COM](http://LGBEERFEST.COM)





**SAIL AWAY:** Boat attire sure has changed, hasn't it? Five young women sit in the sloop 'Henrietta' in 1895 with Alfred J. Brumder, the son of Milwaukee publishing magnate George Brumder. Although the lake isn't identified, the image was taken in Chenequa.

IMAGE COURTESY OF THE WISCONSIN HISTORICAL SOCIETY (IMAGE ID 138722)



---

LIFE IS FULL OF

# Beautiful Moments

LET THEM IN

---

There are times that you cherish; they deserve the perfect frame. Marvin® windows and doors elevate every space to enhance the lives within. Made-to-order, with innovative design and industry-leading energy efficiency. For generations, we've honed our craft to create products you will enjoy for years to come.

**FIND INSPIRATION AT YOUR LOCAL, INDEPENDENT MARVIN DEALER TODAY.**

**Bliffert Lumber & Hardware**  
7 Southeast Wisconsin Locations  
Find a location near you at:  
[BliffertLumber.DiscoverMarvin.com](http://BliffertLumber.DiscoverMarvin.com)

**Zuern Building Products**  
Four Locations:  
Allenton - Cedarburg  
Franklin - Watertown  
800-924-5551  
[Zuerns.DiscoverMarvin.com](http://Zuerns.DiscoverMarvin.com)





**ShoreStation®**

*At the forefront of shorefront since 1959*

# ZERO MAINTENANCE PIERS

Summerset Marine Construction: accommodating your waterfront needs with superior customized solutions. From piers to boat lifts, we provide premium products for every unique lifestyle, property and budget.

***Just Add Water.***

Larry Chapman 262.949.5828 Mobile | 262.594.3244 Office | [Larry@SummersetMarine.com](mailto:Larry@SummersetMarine.com)

[www.summersetmarine.com](http://www.summersetmarine.com) [www.lifetimepiers.com](http://www.lifetimepiers.com)